

THIS IS THE AIR FORCE ACADEMY

GENERAL INFORMATION

ADDRESS: U.S. Air Force Academy, Colo. 80840

LOCATION: Approximately 10 miles north of Colorado Springs at the base of the Rampart Range of the Rocky Mountains. The Academy site covers 18,000 acres.

FOUNDED: Authorized April 1, 1954. First class received July 11, 1955.

ENROLLMENT: 4,200 (est.) **SCHOOL COLORS:** Silver and Blue

TEAM NICKNAME: Falcons **MASCOT:** Falcon (Mach I)

CONFERENCE: Independent **HOME FLOOR:** Cadet Field House (6,600)

ACADEMY SUPERINTENDENT: Lt. Gen. Albert P. Clark

COMMANDANT OF CADETS: Brig. Gen. Hoyt S. Vandenberg, Jr.

DEAN OF FACULTY: Brig. Gen. William T. Woodyard

ATHLETIC STAFF

ATHLETIC DIRECTOR:	Col. Frank Merritt	472-4008
ASSISTANT ATHLETIC DIRECTOR: For Physical Education	Col. Charles Oliver	472-2798
ASSISTANT ATHLETIC DIRECTOR: For Athletics	Lt. Col. Anthony Cillo	472-4008
TICKET MANAGER:	Walter Grinewich	472-1895
HEAD TRAINER:	Jim Conboy	472-2145
HEAD EQUIPMENT MANAGER:	Artus Smith	472-4658

BASKETBALL COACHING STAFF

(Offices in Cadet Field House)

HEAD COACH:	Maj. Hank Egan (Navy 1960). Third Year. Record: 26-23
ASSISTANT COACH:	Capt. Reggie Minton (Wooster 1963).
JUNIOR VARSITY COACH:	Capt. Fred Budinger (Air Force 1967).
ASSISTANT J.V. COACH:	2nd Lt. Tom Blase (Air Force 1973).


Office telephone for all basketball coaches—472-3039

SPORTS INFORMATION STAFF

Offices in Rooms 122-123, Cadet Field House

SPORTS INFORMATION DIRECTOR:	Hal Bateman	472-2313 472-1894 Home 471-4065
ASSISTANT S.I.D.:	MSgt. Steve Hokanson	472-2313 Home 472-0091

AREA CODE FOR ALL TELEPHONES - 303



WHAT'S INSIDE

All-Time Game Results	47-51	Officer Representative	8
All-Time Record	24-25	Opponents for 1973-74	28-39
All-Time Scores with 1973-74 Foes	51-52	Outlook	10
Assistant Coaches	8	Player Profiles	11-16
Athletic Director	6	Pronunciation Guide	11
Basketball Lettermen	Inside Back Cover	Records	41-46
"Bring Me Men"	4	Results, 1972-73	3
Cadet Field House	17	Roster, Alphabetical	26
Cadet Field House Records	18-19	Roster, Numerical	27
Egan, Hank (Head Coach)	7	Schedule, 1973-74	2
Falcons at a Glance	9	Statistics, Varsity	20
Game by Game, 1971-72	22	Statistics, Junior Varsity	21
Game by Game, 1972-73	23	Superintendent	5
Junior Varsity Basketball	40	This is the Academy	Back Cover

ON THE COVER: Team Captain Rich Nickelson in 1973 action.

1973-74 VARSITY SCHEDULE

DATE	DAY	TIME	OPPONENT	SITE
Dec. 1	Sat.	7:30 p.m. MST	COLORADO	USAFA
Dec. 3	Mon.	7:30 p.m. MST	SOUTHERN COLORADO	USAFA
Dec. 7	Fri.		Creighton Cage Classic	Omaha, Neb.
		7:00 p.m. CST	Oklahoma vs. San Diego State	
		9:00 p.m. CST	Air Force vs. Creighton	
Dec. 8	Sat.		Cage Classic Finals	Omaha, Neb.
Dec. 11	Tues.	8:00 p.m. MST	Colorado State	Ft. Collins
Jan. 3	Thurs.	8:00 p.m. CST	Pan American	Edinburg, Tex.
Jan. 5	Sat.		Texas Tech	Lubbock, Tex.
Jan. 9	Wed.	7:30 p.m. MST	DePAUW	USAFA
Jan. 12	Sat.	8:00 p.m. EST	Navy	Annapolis, Md.
Jan. 15	Tues.	7:30 p.m. MST	WYOMING	USAFA
Jan. 18	Fri.	7:30 p.m. MST	OREGON	USAFA
Jan. 21	Mon.	7:30 p.m. MST	STANFORD	USAFA
Jan. 26	Sat.	7:30 p.m. CST	Abilene Christian	Abilene, Tex.
Jan. 30	Wed.	7:30 p.m. MST	REDLANDS (Calif.)	USAFA
Feb. 2	Sat.	8:00 p.m. EST	Xavier (Ohio)	Cincinnati
Feb. 5	Tues.	7:30 p.m. MST	NORTHERN COLORADO	USAFA
Feb. 9	Sat.	7:30 p.m. MST	WISCONSIN-MILWAUKEE	USAFA
Feb. 13	Wed.	8:00 p.m. MST	Denver	Denver
Feb. 16	Sat.	7:30 p.m. MST	Utah State	Logan, Utah
Feb. 22	Fri.	7:30 p.m. MST	MERCHANT MARINE	USAFA
Feb. 23	Sat.	7:30 p.m. MST	VALPARAISO	USAFA
Feb. 25	Mon.	7:30 p.m. MST	WESTERN STATE	USAFA
Feb. 27	Wed.	8:45 p.m. CST	Oklahoma City	Oklahoma City
Mar. 2	Sat.	2:15 p.m. MST	DENVER	USAFA

1972-73 SEASON RESULTS

Final Record: 14-10

DATE	OPPONENT	SITE	AFA	OPP
Dec. 2	Colorado	Boulder	52	60
Dec. 5	Tulane	USAFA	81	59
Dec. 8	West Virginia*	Morgantown, W. Va.	46	53
Dec. 9	Nebraska*	Morgantown, W. Va.	53	57
Dec. 12	Colorado State	USAFA	78	57
Dec. 29	Seton Hall**	Evansville, Ind.	64	58
Dec. 30	Boston U.**	Evansville, Ind.	65	53
Jan. 4	Abilene Christian	USAFA	49	44
Jan. 6	Texas Tech	USAFA	69	(OT) 66
Jan. 11	Montana	USAFA	69	54
Jan. 13	Navy	USAFA	66	55
Jan. 19	Butler	Indianapolis	56	61
Jan. 20	DePauw	Greencastle, Ind.	79	71
Jan. 24	Southern Colorado	USAFA	74	58
Jan. 26	Oklahoma City	USAFA	84	(2OT) 85
Jan. 31	Denver	Denver	56	63
Feb. 3	Corpus Christi	USAFA	72	53
Feb. 6	Southern Colorado	Pueblo	43	48
Feb. 10	Creighton	USAFA	56	59
Feb. 14	Regis	Denver	66	74
Feb. 17	Utah State	USAFA	58	64
Feb. 24	Xavier (Ohio)	USAFA	56	46
Feb. 28	Wyoming	Laramie, Wyo.	57	45
Mar. 3	Denver	USAFA	64	57

* Mountaineer Classic

** Evansville Holiday Classic

"BRING ME MEN"

Bring me men to match my mountains
Bring me men to match my plains
Men with empires in their purpose
And new eras in their brains.

Those few words from the poem "The Coming American" by the late Sam Walter Foss very appropriately describe the cadets who make up the Air Force Academy, youngest of the nation's service academies.

What does it take to produce such men?

For one thing, four very difficult years at the Air Force Academy, years marked by tough requirements in discipline, study and physical endurance. Those who pass the requirements have committed themselves to a life of high moral standards and service to their country. These men eventually will be the backbone of the Air Force and will form the nucleus of career officers dedicated to aerospace purposes.

The Air Force Academy began on a hot day in July, 1955, when the first class of 306 cadets was sworn in at Lowry Air Force Base in Denver. It's been only 18 years since that day but the Air Force Academy has come a long way since then.

First of all, there is a unique "major for all" program. A cadet receives a general undergraduate education together with an academic major in one of 21 fields. They are available within the fields of science, engineering, social studies and humanities. For the exceptional cadet, there is an in-depth graduate program.

Since its birth in Denver, the Academy has moved to a majestic complex of buildings located on a rolling, 18,000 acre pine-covered site in the foothills of the Rampart Range of the Rocky Mountains north of Colorado Springs. One of the top tourist attractions in the state, the Academy combines natural with architectural beauty. The backdrop of the Rockies blends in with the gleaming facades of the academic and residence halls.

Unlike a civilian college or university, life at the Air Force Academy is based on rigid daily schedule, strict discipline and constant emphasis on what it takes to become a leader. Through this, the cadet learns the fundamental military knowledge and skills required of a junior officer, skills which develop him toward the highest command and staff positions.

New buildings, new subjects, new recreational facilities and new ideas will help keep the Academy vital and in tune with the times. It will help turn out better men for the most complex and challenging jobs in the U.S. Air Force.

MISSION

To provide instruction and experience to each cadet so that he graduates with the knowledge and character essential to leadership and the motivation to become a career officer in the United States Air Force.

AIR FORCE ACADEMY ATHLETIC ASSOCIATION

Guiding the Air Force Academy athletic program is the Air Force Academy Athletic Association.

The Association is an unincorporated, nonprofit organization established as a non-appropriated fund activity of the Department of the Air Force. It is an organization through which the Academy superintendent exercises control over the intercollegiate athletic program.

The Association is governed by an executive committee consisting of five members - the faculty representative of intercollegiate athletics, who will act as chairman; the director of athletics, who will serve as president of the Association; a representative of the Dean of Faculty; Vice Commandant of Cadets; and Academy Chief of Staff.

Current members of the executive committee are: Colonel Philip Erdle, chairman; Colonel George Nelson; Colonel Frank Merritt; Colonel Perry J. Dahl; Colonel Marcos Kinevan; and Captain James S. Weaver, recorder.

The purpose of the Association is to support the 18-sport intercollegiate program, as well as several others on the junior varsity and freshman levels; maintain athletic facilities; provide supplies and equipment; employ coaching and administrative staff; and support the intramural and physical education programs.



LT. GEN. ALBERT P. CLARK SUPERINTENDENT

Lieutenant General Albert P. Clark became superintendent of the U.S. Air Force Academy on August 1, 1970, replacing Lt. Gen. Thomas S. Moorman, who retired.

General Clark came to the Academy after serving two years as commander of the Air University at Maxwell AFB, Ala. Born at Schofield Barracks in Hawaii, General Clark graduated from West Point in 1936 and completed flying training a year later at Randolph Field, Tex.

He then served at Selfridge Field, Mich., and in June 1942 went to England as second in command of the 31st Fighter Group, the first American fighter unit in the European Theater of Operations. He was shot down over Abbeville, France, in July 1942, and was a prisoner of war until April 1945.

After World War II, he progressed through key staff assignments with Tactical Air Command, Continental Air Command and Air Defense Command prior to a tour of duty at Headquarters U.S. Air Force.

General Clark commanded the 48th Fighter Bomber Wing in France in 1955-56 and then served as chief of staff of the U.S. Air Force in Europe (USAFE). His next assignment was as chief of the U.S. Military Personnel at Headquarters U.S. Air Force for four years beginning in 1959 and was then assigned to Okinawa as commander of the 313th Air Division.

In August 1965, he was named vice commander of the Tactical Air Command (TAC) and assumed duties as commander of Air University in August 1968.

A command pilot, he is a graduate of the Armed Forces Staff College and the National War College.

His military decorations include the Distinguished Service Medal, Legion of Merit with one oak leaf cluster, Air Medal, Air Force Commendation Medal and the Purple Heart.

He and his wife, the former Carolyn Wilbourn, are the parents of two daughters, Carolyn and Mary, and a son, Capt. Albert P. Clark, Jr., of the U.S. Air Force.



COL. FRANK MERRITT DIRECTOR OF ATHLETICS

Colonel Frank Merritt, fifth athletic director in Air Force Academy history, is in charge of one of the most extensive athletic and physical education programs in the nation.

A native of New Jersey, Colonel Merritt assumed the athletic director duties in June, 1967. He has watched the Academy grow steadily and was one of the original staff members, serving as assistant athletic director from 1955 until 1959.

Col. Merritt is a 1944 graduate of West Point, and as an undergraduate was a starting tackle on the Army football teams of 1942 and 1943, receiving All-America honors both years. Since then, he has posted a distinguished record as a U.S. Air Force officer.

A veteran of 130 tactical air missions during the Korean Conflict, Col. Merritt compiled an impressive record following his first tour at the Air Force Academy. He was the first airlift commander at Leopoldville, Congo, in support of the United Nations operation and also has served as mission commander for the airlift of U.N. troops into Kindu and Goma and for transporting Ethiopian troops into Katanga. He also was vitally involved in the troop movement during the Berlin Crisis of 1961-62.

After returning to the United States in 1963, he attended the Naval War College in Newport, R.I., and received his master of arts degree in international affairs from George Washington University.

A command pilot, Col. Merritt's decorations include the Legion of Merit, Distinguished Flying Cross, Bronze Star, Air Medal with five oak leaf clusters, Joint Service Commendation Medal with oak leaf cluster and the Air Force Commendation Medal with two oak leaf clusters.



MAJOR HANK EGAN HEAD BASKETBALL COACH

Starting his third season as head basketball is Major Hank Egan, who led the Falcons to their first winning season in seven years last season.

Egan's Falcons were 14-10 and were the fourth best defensive team in the nation but defense has come to symbolize Air Force teams under Egan's tutelage.

Air Force was 12-13 in Egan's first year as head coach after an 18-6 overall record as head freshman coach, posting excellent 9-3 marks in both 1969 and 1970.

A native of New York City where he earned all-city basketball honors at Brooklyn Prep H.S., he entered Niagara University after graduation in 1955 and was captain of the freshman team as well as being class president. He then accepted an appointment to the Naval Academy, where he earned three varsity letters as a guard and twice played on teams that appeared in national collegiate playoffs.

After graduation in 1960 he chose the Air Force and was stationed at Whiteman AFB, Mo., and Newfoundland before being transferred to the Air Force Academy.

After graduation from college, he continued to play basketball for several years, including two seasons of service ball and a year with a Topeka, Kan., AAU team. He has also coached on both the military and National AAU levels.

Egan coached the Falcon junior varsity team from 1966 to 1968, then took over the frosh squad in 1969 and 1970. He was chief scout and recruiter in 1970-71 before taking over as head coach.


In June 1972 he was the Air Force liaison for the U.S. Olympic Basketball Team Trials held at the Academy.

Egan and his wife, Judy, are the parents of two children, a son, John, 10; and a daughter, Kelly, 7.

THE ASSISTANTS

CAPT. REGGIE MINTON

Captain Reggie Minton begins his third year as assistant varsity coach after two years as assistant freshman coach. A native of Bridgeport, Conn., he graduated from College of Wooster, Ohio, in 1963 where he was a three-year letterman in basketball as a guard and forward. His last two years he was co-captain of the team and won all-conference honors his senior year. Captain Minton has played on numerous Air Force service teams and made the All-Air Force squad for five straight years starting in 1964. He was also an alternate on the 1964 U.S. Olympic team. As player-coach of the basketball team at South Ruislip Air Station in England, his teams posted a 65-24 record in three seasons, twice winning the United Kingdom title. In 1964 the team finished as Air Force runnerup and Air Force Europe champion in 1969. In June 1972, he was one of the coaches at the U.S. Olympic Basketball Team Trials.



CAPT. FRED BUDINGER

One of the top basketball players in Air Force history, Captain Fred Budinger is beginning his second year as head junior varsity coach. A 1967 graduate of the Academy, he holds the Falcon season record for consecutive free throws(23) and free throw percentage (.819). The fifth-leading Air Force scorer of all time (948 points and a 13.0 average), Captain Budinger is also among the top 10 career leaders in field goals and rebounds. A three-year starter at both guard and forward, he was the Falcon team captain in 1967 and its most valuable player. A native of Tolono, Ill., he graduated from Unity High School in 1963 where he earned All-State honorable mention. Captain Budinger spent two years assigned to Naha Air Base in Okinawa from 1969 to 1971 before a tour in Southeast Asia. He flew a total of 365 missions as a forward air controller and his decorations included the Distinguished Flying Cross, 11 Air Medals and the Republic of Vietnam Cross of Gallantry twice.




COL. ROBERT R. LOCHRY

OFFICER REPRESENTATIVE

Colonel Robert R. Lochry, permanent professor and head of the department of mathematics, is serving his third year as the officer representative for the Falcon basketball team.

In this capacity, he is the liaison between the basketball team and the academic department and is the administrative head of the squad on all trips away from the Academy.

A graduate of the U.S. Military Academy, Col. Lochry holds bachelor's and master's degrees from Rensselaer Polytechnic Institute and a Ph.D. from the University of California.



FALCONS AT A GLANCE

RETURNING LETTERMEN (9)

Will Cason (6-0 G)	Did Not Score;	No. 14 rebounder, 0.2 average
Jim Eken (6-4 F).....	No. 3 scorer, 11.2 average; No. 1 rebounder,	6.7 average
Jeff Graves (6-2 G)	No. 7 scorer, 4.0 average; No. 7 rebounder,	2.4 average
Dan Kraft (6-2 G)	No. 11 scorer, 2.5 average; No. 13 rebounder,	0.7 average
Rich Nickelson (6-5 F)	No. 1 scorer, 16.4 average; No. 2 rebounder,	6.0 average
Dave Sams (6-4 F)	No. 10 scorer, 1.5 average; No. 10 rebounder,	1.3 average
Greg Schneider (6-6 F)	No. 8 scorer, 3.3 average; No. 8 rebounder,	5.0 average
Mike Sevier (6-5 F)	No. 5 scorer, 4.5 average; No. 4 rebounder,	3.9 average
Jeff Thomas (6-5 F)	No. 12 scorer, 3.3 average; No. 9 rebounder,	4.3 average

LETTERMEN GRADUATED (3)

Tom Blase (6-1 G)	No. 2 scorer, 12.4 average; No. 6 rebounder,	2.6 average
Mark Englebretson (6-2 G)	No. 4 scorer, 7.2 average; No. 5 rebounder,	3.4 average
Steve Gast (6-3 F)	No. 6 scorer, 4.2 average; No. 3 rebounder,	5.8 average

SOPHOMORES (7)

(Junior Varsity Records)

Scott Davis (6-6 F)	No. 10 scorer, 3.6 average; No. 7 rebounder,	3.6 average
Larry Garner (6-5 F)	No. 8 scorer, 6.4 average; No. 1 rebounder,	7.7 average
Lyn Hesterberg (6-5 F)	No. 3 scorer, 7.5 average; No. 4 rebounder,	6.2 average
Gary Lorenzen (6-5 F)	No. 2 scorer, 8.2 average; No. 2 rebounder,	6.3 average
Rick Schoenlein (6-0 G)	No. 1 scorer, 9.7 average; No. 6 rebounder,	3.2 average
Greg Seely (5-11 G)	No. 11 scorer, 2.9 average; No. 12 rebounder,	1.2 average
Jeff Steig (6-7 F)	No. 5 scorer, 6.8 average; No. 3 rebounder,	6.8 average

1973-74 PRESEASON OUTLOOK

Air Force is hoping that it can again use good defense to come up with another winning basketball season.

Last season, the Falcons of coach Hank Egan posted a 14-10 record, first winning season at the Air Force Academy in seven years, thanks mainly to a defense that held foes to only 59.2 points per game, fourth best mark in the nation.

Egan feels the Falcons will have a good defensive club again this season although he has only two starters among his nine returning lettermen. Both returning starters were on the front line, senior Rich Nickelson and junior Jim Eken.

Nickelson was the team's leading scorer with a 16.4 average while Eken averaged 11.2 points and was the top rebounder with a 6.7 average.

Both will again play key roles in the Falcon plans but help will be needed in the backcourt where only one regular returns, junior Jeff Graves, who lettered as a reserve last season.

"We should have another good defensive team," said Egan, starting his third season as Falcon head coach. "We'll probably be a better shooting team than last year and we'll have good muscle and experience on the front line although lacking height. Our biggest problem will be experience in the backcourt although we should have good quickness there."

Lack of size is nothing new for the Falcons, who seem to have that problem every year. Nickelson is 6-5 and Eken 6-4 although several lettermen reserves will add muscle along the front.


Sophomores Greg Schneider 6-6 and Mike Sevier 6-5 both lettered as freshmen last season and should play bigger roles this season. Sevier improved as the season progressed while Schneider started the first three games before breaking an elbow and missing the next 18 games.

Graves 6-2 averaged four points a game last season in a reserve role while other top guard candidates include juniors 6-0 Will Cason and 6-2 Dan Kraft and sophomore Rick Schoenlein 6-0.

The schedule from a strength standpoint is comparable with last season's but several of the tougher games will be played on the road, including Navy, Colorado State, Texas Tech, Utah State and Oklahoma City.

FALCON CAPTAIN

53 — RICH NICKELSON, 6-5, 190-pound senior forward, Belle Fourche, South Dakota (Belle Fourche)



Last year's most valuable player, Nickelson returns for his third season of Falcon basketball. Has already proven to be one of the finest all-around players in Academy history. Led the team in scoring last year with a 16.4 average and was also the number two rebounder. Scored in double figures for 20 of the Falcons 24 games in 1972-73 and led the team in rebounding nine games. Scored 32 points against Southern Colorado for his career high and also scored 30 points against Oklahoma City and 29 against Montana. As a sophomore, he was the team's second-leading scorer and rebounder and led his freshman team in both departments. Lettered three years in basketball in high school and also lettered in golf and football. His brother, Larry, is a freshman at the Academy and is a member of the junior varsity team. Another brother, Dale, is a member of the South Dakota State basketball squad. Nickelson carries a B average in an astronautical engineering major.

YEAR	G	FG-FGA	PCT.	FT-FTA	PCT.	REB.	TP	AVG.
72-73	24	177-394	.449	39-57	.684	145	393	16.4
71-72	24	92-232	.397	76-117	.650	133	260	10.8
Totals	48	269-626	.430	115-174	.661	278	653	13.6

HOW TO PRONOUNCE THEM

WILL CASON CASE-on

JIM EKEN EE-ken


GARY LORENZEN lore-EN-zen

RICK SCHOENLEIN SHANE-lin

MIKE SEVIER severe

JEFF STEIG stiiig

MEET THE FALCONS



10 – WILL CASON, 6-0, 155-pound junior guard, Toledo, Ohio (Scott)

An extremely quick and aggressive player, Cason played in seven games for the Falcons last season but did not score. After a year of seasoning he appears ready for more playing time and responsibility. His quickness adds to both the pressure defense and pattern offense employed by the Falcons. A two-year high school letterman in basketball, he also attended the Air Force Academy Prep School. Majors in management.

YEAR	G	FG-FGA	PCT.	FT-FTA	PCT.	REB.	TP	AVG.
72-73	7	0-7	.000	0-0	.000	1	0	0.0

34 – SCOTT DAVIS, 6-6, 175-pound soph. forward, Merced, California (Roy)


One of the taller players on the Falcon squad, he is expected to add depth to the front court. Saw action in all 13 of the Falcons' junior varsity games and had 16 points in the contest against Colorado as well as a team-leading nine rebounds. Lettered in basketball, cross country and track in high school. A parachutist with five jumps to his credit, his hobbies include golf, skiing and hunting. Majors in management.



YEAR	G	FG-FGA	PCT.	FT-FTA	PCT.	REB.	TP	AVG.
72-73 JV	13	19-50	.380	9-14	.643	36	47	3.6

44 – JIM EKEN, 6-4, 200-pound junior forward, Lincoln, Missouri (Benton)

Top rebounder and third-leading scorer for the Falcons last year. An excellent shooter, he led the team in field goal percentage with a .491 mark. Scored 25 points against DePauw and also had a 21-point performance against Montana and 20 points and 11 rebounds against Xavier. Has excellent jumping ability and was very effective defensively against opponents' post men. As a freshman he led the Falcons in scoring, rebounding and field goal percentage. A three-year letterman in high school, he twice scored 45 points in one game. Majors in management.




YEAR	G	FG-FGA	PCT.	FT-FTA	PCT.	REB.	TP	AVG.
72-73	24	114-232	.491	41-78	.526	160	269	11.2


MEET THE FALCONS

33 – LARRY GARNER, 6-5, 186-pound soph. forward, Colorado Springs, Colorado (Palmer)

Leading rebounder for the junior varsity last season with a 7.7 average. Had top rebounding efforts of 15, 14 and 12, while his best scoring game was 10 points. An excellent defensive player, he needs to improve his scoring touch. Attended the Air Force Academy Prep School.



YEAR	G	FG-FGA	PCT.	FT-FTA	PCT.	REB.	TP	AVG.
72-73 JV	11	31-74	.419	8-20	.400	85	70	6.4




12 – JEFF GRAVES, 6-2, 160-pound junior guard, Dayton, Ohio (Jefferson)

Fine playmaker, Graves will be expected to quarterback the offense this year. His leadership ability and basketball sense make him a natural for the job. Scored 12 points against Navy in his best performance and also contributed 11 points against both DePauw and Oklahoma City. His quickness and reactions are best used on defense pressuring opponent guards. Best ball handler on the team. Majors in management.

YEAR	G	FG-FGA	PCT.	FT-FTA	PCT.	REB.	TP	AVG.
72-73	22	34-74	.459	21-33	.636	53	89	4.0


40 – LYN HESTERBERG, 6-5, 230-pound soph. forward, Edwardsville, Illinois (Edwardsville)

Another bright prospect for the Falcon front court, he was the third-leading scorer and fourth-leading rebounder for the junior varsity last season. Scored 18 points against Southern Colorado for his best point output and also had a 17-point spree against Utah State's JVs. Against New Mexico he picked off 13 rebounds and scored 12 points. Led the junior varsity with a .494 field goal percentage. Carries a B average in a chemistry and life science major.



YEAR	G	FG-FGA	PCT.	FT-FTA	PCT.	REB.	TP	AVG.
72-73 JV	13	42-85	.494	14-21	.667	80	98	7.5

MEET THE FALCONS



30 – DAN KRAFT, 6-2, 175-pound junior guard, Canton, Ohio (Glenwood)


Joined the Falcon varsity late in the season after playing nine games with the junior varsity. One of the best pure shooters on the team, he had a high game of eight points against Utah State. On the junior varsity he scored 16 points against Colorado. Improved his defensive play considerably during the latter part of the 1972-73 campaign and is expected to see a great deal of action this season. Majors in life science.

YEAR	G	FG-FGA	PCT.	FT-FTA	PCT.	REB.	TP	AVG.
72-73	6	6-14	.429	3-4	.750	4	15	2.5
72-73 JV	9	32-84	.381	16-19	.842	18	80	8.9

32 – GARY LORENZEN, 6-5, 193-pound soph. forward, Holstein, Iowa (Radford, Honolulu)

Second-leading scorer and rebounder for the junior varsity last year, he was also second on the squad in field goal percentage. Scored 17 points against Utah State in his best performance and also had two 15-point games. Snared nine rebounds against Colorado for his high in that department. Big and strong and just beginning to develop as a player. Received all-state honorable mention while playing basketball in Hawaii as a prep. One of the smartest players on the team, he has a 3.57 cumulative grade average.

YEAR	G	FG-FGA	PCT.	FT-FTA	PCT.	REB.	TP	AVG.
72-73 JV	13	41-85	.482	24-38	.632	82	106	8.2



45 – DAVE SAMS, 6-4, 200-pound senior forward, Bardwell, Kentucky (Carlisle County)

Clever and effective operator around the basket, his experience should contribute greatly to the Falcons' front court play this year. Scored nine points against Colorado State in his best showing last year. A four-year letterman in high school, he earned all-state honorable mention one year. As a parachutist, he has five jumps to his credit. Majors in civil engineering.


YEAR	G	FG-FGA	PCT.	FT-FTA	PCT.	REB.	TP	AVG.
72-73	12	8-23	.348	2-7	.285	16	18	1.5
71-72	2	0-1	.000	0-0	.000	2	0	0.0
Totals	14	8-24	.333	2-7	.286	18	18	1.3




MEET THE FALCONS

42—GREG SCHNEIDER, 6-6, 195-pound soph. forward, Rock Island, Illinois (Alleman)

Earned a starting job as a freshman last year until sidelined by an injury in the third game. An excellent shooter with good range, he should add to the Falcons' offensive attack. Scored eight points in his collegiate debut against Colorado and grabbed eight rebounds in his second game against Tulane. Lettered three years in basketball as a prep and also lettered in track as a shot putter and discus thrower. His father, Carol, and uncle, Leo, both played basketball for Iowa State in the 1930s.



YEAR	G	FG-FGA	PCT.	FT-FTA	PCT.	REB.	TP	AVG.
72-73	6	9-28	.321	2-3	.667	30	20	3.3




24—RICK SCHOENLEIN, 6-0, 185-pound soph. guard, Portland, Indiana (Bryant)

Leading scorer for the junior varsity last year, he will be counted on to strengthen the backcourt for the Falcons in 1973-74. Had three 12-point games for his best performances last year. Averaged over three rebounds a game despite his 6-0 size. Versatile athlete in high school, he lettered in basketball, track, cross country and baseball. A brother, Jim, lettered three years in basketball at Defiance College in Ohio. Has a 3.01 cumulative grade average.

YEAR	G	FG-FGA	PCT.	FT-FTA	PCT.	REB.	TP	AVG.
72-73 JV	13	48-120	.400	30-44	.682	42	126	9.7


13—GREG SEELY, 5-11, 175-pound soph. guard, Mariposa, California (Mariposa)

Outstanding guard prospect who should add depth to the Falcon backcourt. Played for the junior varsity last season and had a high game of 12 points. An excellent free throw shooter, he hit all 10 of his attempts last year. Lettered in basketball, baseball and football in high school, quarterbacking the football team. Named league most valuable player and area player of the year in 1971-72. Once scored 42 points in a prep game. Carries a 3.03 cumulative grade average.



YEAR	G	FG-FGA	PCT.	FT-FTA	PCT.	REB.	TP	AVG.
72-73 JV	13	14-44	.318	10-10	1.000	15	38	2.9

MEET THE FALCONS




55 — MIKE SEVIER, 6-5, 225-pound soph. forward, Newport Beach, California (Corona Del Mar)

Played in all 24 varsity games last year as a freshman and ended up the fifth-leading scorer and fourth-leading rebounder. Scored 16 points against Corpus Christi and had high rebound games of eight against both Oklahoma City and Tulane. Physically the strongest player on the team, he is a solid performer on defense and off the boards where he used both his strength and jumping ability very effectively. Lettered in both basketball and track as a prep and participated on the Falcon track team in 1973 as a javelin thrower.


YEAR	G	FG-FGA	PCT.	FT-FTA	PCT.	REB.	TP	AVG.
72-73	24	32-80	.400	44-67	.657	94	108	4.5

51 — JEFF STEIG, 6-7, 215-pound sophomore forward, Honolulu, Hawaii (Radford)

Tallest player on the team, he spent last season on the junior varsity and now appears ready for steady action on the varsity. Came on strong at the end of last season, leading the junior varsity in both scoring and rebounding the last two games. Was the third-leading rebounder and fifth-leading scorer. His last shot in his last high school game during the state tournament was a 35-foot jumper in the last two seconds that won the game by one point. Carries a 3.07 cumulative grade average.




YEAR	G	FG-FGA	PCT.	FT-FTA	PCT.	REB.	TP	AVG.
72-73 JV	12	39-96	.406	3-9	.333	81	81	6.8



52 — JEFF THOMAS, 6-5, 180-pound junior forward, Cuyahoga Falls, Ohio (Cuyahoga Falls)

Saw action late in the season with the Falcon varsity last year and had an excellent game against Creighton, scoring eight points and leading the team with seven rebounds. Played for the junior varsity half the season and led the squad in both scoring and rebounding average. Once scored 25 points and had 20 rebounds in a prep game. Carries a 3.18 cumulative grade average in a civil engineering major.

YEAR	G	FG-FGA	PCT.	FT-FTA	PCT.	REB.	TP	AVG.
72-73	4	6-20	.300	1-4	.250	17	13	3.3
72-73 JV	7	32-68	.471	15-19	.789	61	79	11.3



CADET FIELD HOUSE RATES WITH BEST

One of the most impressive sports buildings in the country is the Air Force Academy's field house, a modern versatile structure with seemingly endless uses.

The \$5.6 million building is five stories high and 396 feet by 426 feet, the size of three football fields laid side by side.

The structure is divided into three areas: basketball arena, ice hockey arena and a massive multipurpose area. The three sections have a combined seating capacity of 11,000.

The building provides space for competition in basketball, indoor track, wrestling, fencing, gymnastics, lacrosse and ice hockey.

Practice facilities are also available for football, basketball, track, soccer, golf, and tennis, as well as for intramural events.

Both Tartan and Astroturf surfaces were utilized in the building. The basketball court and indoor track are covered with Tartan surfaces. The basketball court is not as hard as the conventional wooden courts and provides good traction.

The one-sixth-mile track also is covered with Tartan surface, but a rougher version. It requires less maintenance than the normal track, and provides greater traction to the runners.

Inside the track is a netted area, 119 by 125 feet, which includes a baseball infield and half of a football field.

Spectators for both the hockey and basketball games are seated above the playing surface, with participants on the lower level. The lower level includes dressing rooms, supply areas, medical rooms and laundry.

Also on this level are the offices of the department of athletics.

The hockey arena, where one of the 1969 National Collegiate Championship games was contested, seats 3,400.

One of the innovations is a press box located between the hockey and basketball arenas. It's 80 feet long, and allows reporters to observe both areas from the single vantage point.

CADET FIELD HOUSE RECORDS

INDIVIDUAL

- MOST POINTS** - 38, Jim Kopp (Rockhurst), 1/26/72. AF-32, Rich Nickelson vs. Southern Colorado, 1/24/73.
- MOST POINTS, HALF** - 24, Jim Kopp (Rockhurst), 1/26/72. AF-19, Rich Nickelson vs. Southern Colorado, 1/24/73.
- MOST FIELD GOALS ATTEMPTED** - 31, Ozie Edwards (Oklahoma City), 1/26/73. AF-30, Rich Nickelson vs. Oklahoma City, 1/26/73.
- MOST FIELD GOALS MADE** - 15, Bernard Brown (Doane), 1/4/70; and Rich Nickelson (AF) vs. Oklahoma City, 1/26/73.
- BEST FIELD GOAL PERCENTAGE** - 1.000, Rod Penner (Wyoming) 3/1/72. (8-8) AF - Mike Klindt (AF) vs. Stanford, 12/14/68. (6-6)
- MOST FREE THROWS ATTEMPTED** - 16, Jim Cooper (AF) vs. Arizona State, 12/6/69.
- MOST FREE THROWS MADE** - 12, Jim Cooper (AF) vs. Arizona State, 12/6/69.
- BEST FREE THROW PERCENTAGE** - 1.000, Ron Weilert (AF) vs. Southern Colorado, 1/17/70; and Wiley Davis (Regis), 12/1/71. (Both 10-10).
- MOST REBOUNDS** - 23, Dave Bustion (Denver), 2/26/72. AF-21, Ron Weilert vs. Tulane, 2/28/70.
- MOST ASSISTS** - 13, Jackie Meehan (Notre Dame) 1/10/71. AF-9, Charlie Brown vs. Regis, 2/24/71 and Tom Blase vs. Regis, 12/1/71.

TEAM

- MOST POINTS** - 105, Air Force vs. Regis (78), 2/25/70.
- MOST POINTS FIRST HALF** - 54, Air Force vs. Tulane, 2/28/70.
- MOST POINTS SECOND HALF** - 56, Air Force vs. Regis, 2/25/70.
- MOST COMBINED POINTS** - 188, AF (104) vs. Regis (84), 12/1/71.
- MOST COMBINED POINTS, FIRST HALF** - 98, AF (54) vs. Tulane (44), 2/28/70.
- MOST COMBINED POINTS, SECOND HALF** - 98, AF (48) vs. Southern Colorado (50), 1/17/70.
- MOST FIELD GOALS ATTEMPTED** - 86, Tulane, 2/28/70; Air Force vs. Regis, 12/1/71.
- MOST COMBINED FIELD GOAL ATTEMPTS** - 165, AF (80) vs. Oklahoma City (85), 1/26/73.
- MOST FIELD GOALS MADE** - 41, Air Force vs. Regis, 2/25/70.
- MOST COMBINED FIELD GOALS MADE** - 71, AF (35) vs. Oklahoma City (36), 1/26/73.
- BEST FIELD GOAL PERCENTAGE** - 62.5%, Air Force vs. Utah State, 1/30/71.
- MOST FREE THROWS ATTEMPTED** - 56, Air Force vs. Southern Colorado, 1/12/72.
- MOST COMBINED FREE THROWS ATTEMPTED** - 101, AF (56) vs. Southern Colorado (45), 1-12-72
- MOST FREE THROWS MADE** - 35, Air Force vs. Arizona State, 12/6/69.
- MOST COMBINED FREE THROWS MADE** - 64, AF (31) vs. Valparaiso (33), 12/7/70.
- BEST FREE THROW PERCENTAGE** - 92.9%, Denver, 1/16/71 (13-14). AF-89.2% vs. Southern Colorado, 2/13/71 (33-37)

CADET FIELD HOUSE RECORDS

TEAM

MOST REBOUNDS - 61, AF vs. Valparaiso, 12/7/70; Oklahoma City, 1/26/73.

MOST COMBINED REBOUNDS - 115, AF (55) vs. Colorado State (60), 12/5/70.

MOST PERSONAL FOULS - 39, Southern Colorado, 1/12/72. AF-37 vs. Southern Colorado, 1/12/72.

MOST COMBINED PERSONAL FOULS - 76, AF (37) vs. Southern Colorado (39) 1/12/72.

MOST DISQUALIFICATIONS - 7, Southern Colorado, 1/12/72.

MOST COMBINED DISQUALIFICATIONS - 10, AF (3) vs. Southern Colorado (7), 1/12/72.

FEWEST POINTS - 44, Abilene Christian, 1/4/73, AF-48 vs. Georgia Tech, 1/31/70.

FEWEST COMBINED POINTS - 93, AF (49) vs. Abilene Christian (44), 1/4/73.

FEWEST POINTS FIRST HALF - 17, Navy, 1/11/69. AF-18 vs. Abilene Christian, 1/4/73.

FEWEST POINTS SECOND HALF - 19, Abilene Christian, 1/4/73. AF-22 vs. Georgia Tech, 1/31/70.

FEWEST COMBINED POINTS, FIRST HALF - 43, (18), Abilene Christian (25), 1/4/73.

FEWEST COMBINED POINTS, SECOND HALF - 45, AF (22) vs. Georgia Tech (23) 1/31/70;
AF (25) vs. Xavier (20) 2/24/73.

MISCELLANEOUS

TOP CROWD - 5,651. Notre Dame, 1/10/71.

BIGGEST WINNING MARGIN - 39 points, AF (96) vs. Washington (Mo.) (57), 1/27/71.

BIGGEST LOSS MARGIN - 26 points, AF (58) vs. Utah State, (84), 2/17/73.

AIR FORCE YEARLY RECORDS

SEASON	WON	LOST	PERCENTAGE
1968-69	6	5	.545
1969-70	7	4	.636
1970-71	10	4	.714
1971-72	8	4	.667
1972-73	10	3	.769
TOTALS	41	20	.656

1972-73 FINAL VARSITY STATISTICS

PLAYER, POS.	G	FG-FGA	PCT.	FT-FTA	PCT.	REB.	AVG.	PF-DQ	TP	AVG.	HIGH
RICH NICKELSON, f	24	177-394	.449	39-57	.684	145	6.0	53-1	393	16.4	32
Tom Blase, g	24	127-292	.435	43-54	.796	62	2.6	52-0	297	12.4	21
JIM EKEN, f	24	114-232	.491	41-78	.526	160	6.7	67-2	269	11.2	25
Mark Englebretson, g	24	64-134	.478	44-59	.746	81	3.4	75-1	172	7.2	14
MIKE SEVIER, f	24	32-80	.400	44-67	.657	94	3.9	38-0	108	4.5	16
Steve Gast, f	24	37-90	.411	26-40	.650	138	5.8	65-2	100	4.2	14
JEFF GRAVES, g	22	34-74	.459	21-33	.636	53	2.4	30-0	89	4.0	12
GREG SCHNEIDER, f	6	9-28	.321	2-3	.667	30	5.0	3-0	20	3.3	8
Steve Gulasey, g	7	8-18	.444	2-2	1.000	5	0.7	6-0	18	2.6	6
DAVE SAMS, f	12	8-23	.348	2-7	.286	16	1.3	11-0	18	1.5	9
DAN KRAFT, g	6	6-14	.429	3-4	.750	4	0.7	2-0	15	2.5	8
JEFF THOMAS, g	4	6-20	.300	1-4	.250	17	4.3	4-0	13	3.3	8
Jim Sills, g	4	0-2	.000	1-2	.500	5	1.3	5-0	1	0.3	1
WILL CASON, g	7	0-7	.000	0-0	.000	1	0.2	3-1	0	0.0	0
Team						115	4.8				
TOTALS	24	622-1408	.442	269-410	.656	926	38.6	414-7	1513	63.0	84
FOES	24	583-1383	.422	254-387	.656	934	38.9	455-15	1420	59.2	85

Returning Players in CAPS

1972-73 FINAL JUNIOR VARSITY STATISTICS

PLAYER, POS.	G	FG-FGA	PCT.	FT-FTA	PCT.	REB.	AVG.	PF-DO	TP	AVG.	HIGH
Rick Schoenlein, g	13	48-120	.400	30-44	.682	42	3.2	31-0	126	9.7	14
Gary Lorenzen, f	13	41-85	.482	24-38	.632	82	6.3	30-1	106	8.2	17
Lyn Hesterberg, f	13	42-85	.494	14-21	.667	80	6.2	21-0	98	7.5	18
Paul Prange, g	13	43-97	.443	6-15	.400	19	1.5	23-0	92	7.1	13
Jeff Steig, f	12	39-96	.406	3-9	.333	81	6.8	42-5	81	6.8	14
Dan Kraft, g	9	32-84	.381	16-19	.842	18	2.0	15-0	80	8.9	16
Jeff Thomas, f	7	32-68	.471	15-19	.789	61	8.7	19-1	79	11.3	19
Larry Garner, f	11	31-74	.419	8-20	.400	85	7.7	31-1	70	6.4	10
Ben Thornson, f	13	19-56	.339	16-23	.696	35	2.7	10-0	54	4.2	12
Scott Davis, f	13	19-50	.390	9-14	.643	36	2.7	33-1	47	3.6	16
Greg Seely, g	13	14-44	.319	10-10	1.000	15	1.2	22-0	38	2.9	12
Dan DeBard, f	7	4-13	.308	5-6	.833	9	1.3	6-0	13	1.9	4
Walt Pekarsky, f	2	4-10	.400	3-4	.750	15	7.5	6-0	11	5.5	7
Gary Rudig, g	5	1-3	.333	1-3	.333	3	0.6	1-0	3	0.6	2
Bob Chase, g	3	0-3	.000	0-3	.000	1	0.3	0-0	0	0.0	0
Team						70	5.4				
TOTALS	13	369-888	.416	169-248	.645	652	50.2	290-9	898	69.1	81
FOES	13	350-836	.419	211-312	.676	542	41.7	234-9	911	70.1	93

AIR FORCE RECORD: 7-6 (5-3 home) (2-3 road)

1971-72 GAME BY GAME

(Returning Players and Home Contests in CAPS)

	Kapaska	NICKELSON	Pflueger	Englebretson	Hall	Gulasey	Mitchell	Chinn	Olin	Gast	Perry	Bouzeos	Lindner	Kintzing	Hollway	Cleary	SAMS	AFA	FOES	AFA FG PCT.	OP. FG PCT.
REGIS	17	16	14	7	4	3	12	0	4	8	10	—	3	0	—	—	0	104	84	.450	.410
COLORADO	14	12	7	4	7	13	12	0	4	5	0	—	0	—	—	—	—	78	77	.351	.469
SAN JOSE STATE	9	11	6	4	7	6	—	3	4	6	—	—	0	—	—	—	—	67	74	.342	.492
CONCORDIA (MINN.)	12	7	14	6	7	1	17	6	7	4	0	1	—	2	—	—	—	87	73	.525	.419
Colorado State	17	17	8	4	7	1	4	2	0	0	0	2	—	0	—	—	—	75	109	.333	.505
The Citadel	14	13	1	2	6	17	5	2	0	2	—	2	—	—	—	—	—	60	61	.410	.393
Xavier (Ohio)	16	5	7	11	10	9	0	—	2	—	—	—	—	—	—	—	—	62	58	.468	.488
CENTRAL MICHIGAN	11	15	14	10	2	0	10	2	0	2	—	—	—	—	—	—	—	70	61	.413	.419
Valparaiso	12	8	20	6	4	3	0	7	0	0	—	—	—	—	—	—	—	60	68	.360	.480
SOUTHERN COLORADO	11	14	16	8	15	6	9	3	2	0	—	—	—	—	—	—	—	84	76	.448	.397
Navy	4	1	16	5	7	5	6	3	—	—	—	—	—	—	—	—	—	53	55	.391	.436
ABILENE CHRISTIAN	7	4	11	8	6	2	2	12	7	0	—	—	—	—	—	—	—	70	76	.372	.461
Montana	16	13	13	2	3	2	2	10	2	0	0	—	—	—	—	—	—	63	70	.446	.560
ROCKHURST	6	9	17	8	9	—	2	7	0	0	4	—	—	—	1	0	—	73	75	.449	.564
Stanford	7	3	9	16	6	—	—	9	9	3	—	0	—	—	—	—	—	66	92	.370	.520
Denver	10	6	5	4	5	6	7	9	0	—	—	—	—	—	—	—	—	52	54	.460	.525
GEORGIA TECH	15	27	3	6	4	8	4	8	0	0	0	0	—	—	—	0	0	75	53	.441	.407
Southern Colorado	10	6	7	9	3	7	2	10	—	—	—	—	—	—	—	—	—	54	52	.405	.389
Marquette	5	8	3	12	6	8	6	6	0	2	—	0	—	—	—	—	—	56	79	.465	.419
Regis	15	8	16	6	10	1	4	2	0	—	—	—	—	—	—	—	—	64	84	.410	.620
PORTLAND	13	15	10	10	4	0	0	9	5	—	—	—	—	—	—	—	—	66	53	.455	.423
Western State	16	14	22	10	2	7	5	5	4	0	0	—	—	—	—	—	—	87	59	.500	.352
DENVER	8	10	11	8	13	7	1	0	1	2	0	—	—	—	—	—	—	59	54	.451	.339
WYOMING	14	12	10	11	9	1	2	0	—	2	—	—	—	—	—	—	—	61	68	.481	.510
Tulane	10	7	—	9	7	14	10	7	—	—	—	—	—	—	—	—	—	64	56	.525	.364
TOTALS	289	261	260	203	157	149	128	119	61	27	26	18	6	3	2	1	0	1710	1721	.430	.452

1972-73 GAME BY GAME

(Returning Players and Home contests in CAPS)

	NICKELSON	Blase	EKEN	Englebretson	SEVIER	Gast	GRAVES	SCHNEIDER	SAMS	Gulasey	KRAFT	THOMAS	Sills	CASON	AFA	FOES	AFA FG PCT.	OPP. FG PCT.
Colorado	14	8	0	4	4	6	4	8	-	4	-	-	-	0	52	60	.407	.424
TULANE	18	18	12	10	10	0	2	4	0	6	1	0	0	0	81	59	.517	.390
West Virginia	14	6	7	10	0	2	2	2	-	2	-	-	1	0	46	53	.328	.345
Nebraska	14	6	14	7	2	0	6	2	-	4	-	-	-	0	53	57	.444	.558
COLORADO STATE	16	11	15	10	5	4	8	-	9	-	-	-	-	-	78	57	.544	.377
Seton Hall	16	12	6	8	2	14	0	-	4	2	-	-	-	-	64	58	.431	.429
Boston U.	20	17	9	2	4	9	2	-	2	0	-	-	-	-	65	53	.450	.311
ABILENE CHRISTIAN	4	21	13	4	3	2	2	-	0	0	-	-	-	-	49	44	.345	.352
TEXAS TECH	19	10	13	12	7	2	6	-	0	-	-	-	-	-	69	66	.465	.481
MONTANA	29	8	21	2	2	5	0	-	2	-	-	-	-	-	69	54	.566	.462
NAVY	17	14	10	4	5	4	12	-	0	-	-	-	-	-	66	55	.491	.479
Butler	8	12	18	6	2	8	2	-	0	-	-	-	-	-	56	61	.417	.379
DePauw	21	14	25	4	3	0	11	-	1	-	-	-	-	0	79	71	.532	.484
SOUTHERN COLORADO	32	12	13	8	2	5	2	-	1	-	-	-	-	0	74	58	.580	.448
OKLAHOMA CITY	30	10	7	6	11	9	11	-	-	-	-	-	-	-	84	85	.437	.423
Denver	8	16	11	10	4	4	3	-	0	-	-	-	-	0	56	63	.403	.487
CORPUS CHRISTI	15	12	10	4	16	8	4	-	0	0	0	3	0	0	72	53	.455	.317
Southern Colorado	15	10	7	4	5	0	2	-	-	-	0	-	-	0	43	48	.419	.442
CREIGHTON	12	12	9	4	4	4	3	-	-	-	-	8	-	-	56	59	.423	.473
Regis	16	17	6	12	6	5	0	-	0	-	2	2	-	0	66	74	.294	.444
UTAH STATE	12	14	5	8	2	2	7	-	0	-	8	-	0	-	58	84	.415	.578
XAVIER	9	13	20	10	2	0	0	2	-	-	-	-	-	-	57	46	.408	.345
Wyoming	22	11	9	9	4	0	0	0	-	-	2	-	-	-	56	45	.455	.333
DENVER	12	13	9	14	3	7	-	4	-	-	2	-	-	-	64	57	.481	.397
TOTALS	393	297	269	172	108	100	89	20	18	18	15	13	1	0	1513	1420	.442	.422

ALL-TIME RECORDS BY OPPONENTS

TEAM	FIRST MEETING	LAST MEETING	AFA WON	AFA LOST
ABILENE CHRISTIAN	1965-66	1972-73	3	2
Adams State	1956-57	1969-70	3	0
Arkansas State	1964-65	1967-68	1	1
Arizona	1958-59	1967-68	4	2
Arizona State	1959-60	1969-70	1	4
Boston University	1972-73	1972-73	1	0
Brigham Young	1961-62	1964-65	2	1
Butler	1972-73	1972-73	0	1
California (Berkeley)	1965-66	1970-71	2	3
California (Santa Barbara)	1965-66	1965-66	1	0
California Western	1964-65	1964-65	1	0
Carroll College	1964-65	1964-65	1	0
Centenary	1960-61	1960-61	1	0
Central Michigan	1971-72	1971-72	1	0
Chadron (Neb.) Teachers	1956-57	1956-57	1	0
The Citadel	1971-72	1971-72	0	1
COLORADO	1957-58	1972-73	1	10
Colorado College	1956-57	1962-63	6	1
Colorado Mines	1956-57	1959-60	5	0
COLORADO STATE	1956-57	1972-73	6	17
Concordia (Minn.)	1969-70	1971-72	2	0
Cornell University	1968-69	1968-69	1	0
Corpus Christi	1972-73	1972-73	1	0
CREIGHTON	1956-57	1972-73	3	6
DENVER	1958-59	1972-73	9	17
DePaul	1959-60	1959-60	0	1
DePAUW	1961-62	1972-73	4	0
Doane (Neb.) College	1967-68	1969-70	2	0
Drake	1957-58	1963-64	0	3
Duquesne	1967-68	1967-68	0	1
Eastern New Mexico	1956-57	1959-60	3	0
Eastern Montana	1966-67	1966-67	1	0
Florida	1963-64	1963-64	0	1
Florida State	1963-64	1963-64	1	0
Furman	1962-63	1962-63	0	1
Georgia Tech	1962-63	1971-72	1	4
Hardin-Simmons	1960-61	1962-63	2	1
Houston	1963-64	1967-68	0	3
Iowa State	1964-65	1965-66	1	1
Kansas	1960-61	1961-62	1	1
Kansas City U.	1956-57	1957-58	2	0
Kansas State	1962-63	1962-63	0	1
Kansas Wesleyan	1956-57	1956-57	1	0
Kearney (Neb.) Teachers	1956-57	1970-71	1	1
Kentucky	1965-66	1965-66	0	1
Loyola (Ill.)	1957-58	1960-61	2	2
Loyola (New Orleans)	1965-66	1967-68	1	1
Massachusetts	1967-68	1967-68	1	0
Marquette	1958-59	1971-72	5	9
MERCHANT MARINE	1973-74	FIRST MEETING		
Michigan	1965-66	1965-66	0	1
Missouri	1963-64	1964-65	1	1
Montana State	1958-59	1965-66	2	3
Montana	1962-63	1972-73	2	2
NAVY	1967-68	1972-73	3	1
Nebraska-Lincoln	1959-60	1972-73	1	3
Nebraska-Omaha	1956-57	1959-60	4	0

ALL-TIME RECORDS BY OPPONENTS

TEAM	FIRST MEETING	LAST MEETING	AFA WON	AFA LOST
New Mexico	1957-58	1970-71	4	4
New Mexico Highlands	1956-57	1959-60	3	1
New Mexico State	1963-64	1969-70	3	2
Northern Arizona	1965-66	1965-66	1	0
NORTHERN COLORADO	1956-57	1957-58	2	2
Northern Michigan	1965-66	1968-69	2	0
North Dakota	1963-64	1964-65	1	1
North Texas State	1961-62	1962-63	1	1
Notre Dame	1957-58	1970-71	1	6
OKLAHOMA	1958-59	1958-59	0	1
OKLAHOMA CITY	1964-65	1972-73	1	4
Oklahoma State	1959-60	1960-61	1	1
OREGON	1963-64	1965-66	1	1
Oregon State	1958-59	1965-66	0	2
PAN AMERICAN	1973-74	FIRST MEETING		
Panhandle (Okla.) A&M	1958-59	1958-59	1	0
Pittsburgh	1966-67	1966-67	0	1
Portland	1964-65	1971-72	2	1
REDLANDS (Calif.)	1973-74	FIRST MEETING		
Regis	1956-57	1972-73	18	5
Rice	1970-71	1970-71	1	0
Rochester	1970-71	1970-71	0	1
Rockhurst (Mo.)	1971-72	1971-72	0	1
Royal Roads (Canada)	1956-57	1956-57	1	0
SAN DIEGO STATE	1973-74	FIRST MEETING		
San Jose State	1971-72	1971-72	0	1
St. Michael's (N.M.)	1963-64	1963-64	1	0
St. Michael's (Vt.)	1956-57	1956-57	0	1
Seton Hall	1972-73	1972-73	1	0
STANFORD	1966-67	1971-72	2	3
South Carolina	1966-67	1966-67	0	1
South Dakota	1958-59	1963-64	5	0
Southern California	1960-61	1960-61	0	1
SOUTHERN COLORADO	1969-70	1972-73	5	1
Texas A&M	1960-61	1960-61	0	1
TEXAS TECH	1960-61	1972-73	1	2
Texas-El Paso	1962-63	1964-65	0	2
Trinity (Texas)	1970-71	1970-71	1	0
Tulane	1966-67	1972-73	3	3
U.C.L.A.	1959-60	1960-61	0	2
Utah	1965-66	1966-67	0	2
UTAH STATE	1962-63	1972-73	2	3
VALPARAISO	1958-59	1971-72	7	3
Virginia	1968-69	1968-69	0	1
Washburn	1967-68	1967-68	1	0
Washington (Mo.)	1956-57	1970-71	4	1
Washington	1961-62	1961-62	0	1
West Virginia	1972-73	1972-73	0	1
WESTERN STATE (Colo.)	1956-57	1971-72	9	1
Westminster (Utah)	1956-57	1958-59	3	0
Wichita State	1962-63	1962-63	0	1
William & Mary	1968-69	1968-69	0	1
Wisconsin	1960-61	1962-63	0	2
WYOMING	1957-58	1972-73	11	17
XAVIER (Ohio)	1966-67	1972-73	3	3

1973-74 Opponents in CAPS

1973-74 VARSITY ALPHABETICAL ROSTER

(SCHOOL IN PARENTHESIS)	POS.	HT.	WT.	BIRTH DATE	CLASS
10 CASON, Will* Toledo, Ohio (Scott)	G	6-0	155	12-25-52	Junior
34 DAVIS, Scott Merced, Calif. (Roy)	F	6-6	175	8-18-54	Sophomore
44 EKEN, Jim* Lincoln, Mo. (Benton)	F	6-4	200	6-11-52	Junior
33 GARNER, Larry Colorado Springs, Colo. (Palmer)	F	6-5	186	2-15-52	Sophomore
12 GRAVES, Jeff* Dayton, Ohio (Jefferson)	G	6-2	160	11- 7-53	Junior
40 HESTERBERG, Lyn Edwardsville, Ill. (Edwardsville)	F	6-5	230	8-14-54	Sophomore
30 KRAFT, Dan* Canton, Ohio (Glenwood)	G	6-2	175	1- 2-53	Junior
32 LORENZEN, Gary Holstein, Iowa (Radford, Honolulu)	F	6-5	193	12-23-54	Sophomore
53 NICKELSON, Rich** Belle Fourche, S.D. (Belle Fourche)	F	6-5	190	9-21-52	Senior
45 SAMS, Dave* Bardwell, Ky. (Carlisle County)	F	6-4	200	8-13-52	Senior
42 SCHNEIDER, Greg* Rock Island, Ill. (Alleman)	F	6-6	195	12-13-53	Sophomore
24 SCHOENLEIN, Rick Portland, Ind. (Bryant)	G	6-0	185	3-24-54	Sophomore
13 SEELY, Greg Mariposa, Calif. (Mariposa)	G	5-11	175	7-31-54	Sophomore
55 SEVIER, Mike* Newport Beach, Calif. (Corona Del Mar)	F	6-4	225	8- 8-54	Sophomore
51 STEIG, Jeff Honolulu, Hawaii (Radford)	F	6-7	215	9-21-54	Sophomore
52 THOMAS, Jeff* Cuyahoga Falls, Ohio (Cuyahoga Falls)	F	6-5	180	9-26-53	Junior

* - DENOTES VARSITY LETTERS WON

1973-74 VARSITY NUMERICAL ROSTER

(SCHOOL IN PARENTHESIS)	POS.	HT.	WT.	BIRTH DATE	CLASS
10 CASON, Will* Toledo, Ohio (Scott)	G	6-0	155	12-25-52	Junior
12 GRAVES, Jeff* Dayton, Ohio (Jefferson)	G	6-2	160	11- 7-53	Junior
13 SEELY, Greg Mariposa, Calif. (Mariposa)	G	5-11	175	7-31-54	Sophomore
24 SCHOENLEIN, Rick Portland, Ind. (Bryant)	G	6-0	185	3-24-54	Sophomore
30 KRAFT, Dan* Canton, Ohio (Glenwood)	G	6-2	175	1- 2-53	Junior
32 LORENZEN, Gary Holstein, Iowa (Radford, Honolulu)	F	6-5	193	12-23-54	Sophomore
33 GARNER, Larry Colorado Springs, Colo. (Palmer)	F	6-5	186	2-15-52	Sophomore
34 DAVIS, Scott Merced, Calif. (Roy)	F	6-6	175	8-18-54	Sophomore
40 HESTERBERG, Lyn Edwardsville, Ill. (Edwardsville)	F	6-5	230	8-14-54	Sophomore
42 SCHNEIDER, Greg* Rock Island, Ill. (Alleman)	F	6-6	195	12-13-53	Sophomore
44 EKEN, Jim* Lincoln, Mo. (Benton)	F	6-4	200	6-11-52	Junior
45 SAMS, Dave* Bardwell, Ky. (Carlisle County)	F	6-4	200	8-13-52	Senior
51 STEIG, Jeff Honolulu, Hawaii (Radford)	F	6-7	215	9-21-54	Sophomore
52 THOMAS, Jeff* Cuyahoga Falls, Ohio (Cuyahoga Falls)	F	6-5	180	9-26-53	Junior
53 NICKELSON, Rich** Belle Fourche, S.D. (Belle Fourche)	F	6-5	190	9-21-52	Senior
55 SEVIER, Mike* Newport Beach, Cal. (Corona Del Mar)	F	6-4	225	8- 8-54	Sophomore

* - DENOTES VARSITY LETTERS WON

MEET THE FOES COLORADO

DECEMBER 1, HOME

Location: Boulder, Colorado
Enrollment: 21,000
Nickname: Golden Buffaloes
Colors: Silver and Gold
Fieldhouse (Capacity): CU Fieldhouse 4,000
Sports Information Director: Mike Moran
S.I.D. Office Telephone: (303)443-2211-6128
Top Returnees: Scott Wedman, 6-7 F, 17.7 avg.; Lee Haven, 6-4 G, 11.7 avg.; Dave Logan, 6-4 F, 12.4 avg.

Head Coach: Sox Walseth
Career Record: 269-210
1972-73 Record: 13-13
Conference: Big Eight
Series Record: Colorado Leads 10-1
Returning Lettermen: 9
Lettermen Lost: 3
Top Newcomers: Tony Lawrence, 6-4 F-G; Lewis Burns, 6-6 C; Doug Layne, 6-10 C.

1973-74 SCHEDULE

Dec. 1	at Air Force	Jan. 19	Iowa State
Dec. 3	Arizona	Jan. 21	Oklahoma State
Dec. 5	Long Beach State	Jan. 26	Missouri
Dec. 8	Nevada-Las Vegas	Feb. 2	at Kansas State
Dec. 10	at St. Louis	Feb. 4	at Kansas
Dec. 15	San Diego State	Feb. 9	Oklahoma
Dec. 22	Creighton	Feb. 12	Nebraska
Dec. 26-29	Big Eight Tourney	Feb. 16	Kansas State
Jan. 3	at Fresno State	Feb. 23	at Missouri
Jan. 5	at California-Santa Barbara	Feb. 25	at Iowa State
Jan. 12	at Oklahoma State	Mar. 2	Kansas
Jan. 14	at Oklahoma	Mar. 5	at Nebraska

SOUTHERN COLORADO

DECEMBER 3, HOME

Location: Pueblo, Colorado
Enrollment: 7,515
Nickname: Indians
Colors: Red and Blue
Fieldhouse (Capacity): Massari Gym 5,000
Sports Information Director: Tim Simmons
S.I.D. Office Telephone: (303)549-2219
Top Returnees: Tom Peterson, 6-7 F, 16.1 avg.; Charles Cox, 6-1 G, 12.2 avg.; Kirk Olich, 6-0 G, 5.3 avg.
Top Newcomers: Dan Daugherty, 6-7 C; Brad Betz, 6-2 G.

Head Coach: Harry Simmons
Career Record: 174-86
1972-73 Record: 19-9
Conference: Great Plains
Series Record: Air Force leads 5-1
Returning Lettermen: 9
Lettermen Lost: 2

1973-74 SCHEDULE

Nov. 30	Western State	Jan. 19	at Kansas State Teachers
Dec. 3	at Air Force	Jan. 22	Athletes in Action
Dec. 7	at Montana	Jan. 25	Eastern New Mexico
Dec. 8	at Montana State	Jan. 26	Nebraska-Omaha
Dec. 10	at Northern Arizona	Feb. 1	at Washburn
Dec. 15	Northern Arizona	Feb. 2	at Ft. Hays State
Dec. 20	Oklahoma Christian	Feb. 9	Northern Colorado
Dec. 22	at Eastern New Mexico	Feb. 15	Kansas State College
Dec. 28-29	SCSC Holiday Tourney	Feb. 16	Kansas State Teachers
Jan. 4	Washburn	Feb. 19	at Northern Colorado
Jan. 5	Ft. Hays State	Feb. 23	Kearney State
Jan. 12	at Nebraska-Omaha	Feb. 27	at Denver
Jan. 18	at Kansas State College		

CREIGHTON

DECEMBER 7, AWAY

Creighton Cage Classic at Omaha, Neb.

Location: Omaha, Nebraska

Enrollment: 4,200

Nickname: Bluejays

Colors: Blue and White

Fieldhouse (Capacity): Civic Aud. 10,000

Sports Information Director: Dan Offenburger

S.I.D. Office Telephone: (515) 536-2720

Top Returnees: Gene Harmon, 6-6 F, 15.8 avg.; Ralph Bobik, 6-7 F, 8.8 avg.; Ted Wuebben, 6-6 F, 10.5 avg.; Doug Brookins, 6-8 C, 10.3 avg.; Charles Butler, 6-4 F, 5.7 avg.

Top Newcomers: Mike Heck, 7-0 C.

Head Coach: Eddie Sutton

Career Record: 262-108

1972-73 Record: 15-11

Conference: Independent

Series Record: Creighton leads 6-3

Returning Lettermen: 7

Lettermen Lost: 2

1973-74 SCHEDULE

Nov. 30	Regis	Jan. 22	Bradley
Dec. 4	South Dakota State	Jan. 24	at St. Louis
Dec. 7-8	Creighton Cage Classic	Jan. 26	Southern Illinois
Dec. 15	St. Francis (Pa.)	Jan. 29	St. Cloud State
Dec. 17	Brigham Young	Feb. 2	Duquesne
Dec. 19	at Augustana (S.D.)	Feb. 4	St. Thomas (Minn.)
Dec. 22	at Colorado	Feb. 9	at Marquette
Dec. 29	Drake	Feb. 11	St. Johns (Minn.)
Jan. 3	San Diego State	Feb. 19	at California (Irvine)
Jan. 5	at Butler	Feb. 22	at Hawaii
Jan. 7	at Southern Illinois	Feb. 23	at Hawaii
Jan. 12	Dayton	Feb. 25	at Sub-Pac
Jan. 17	at Wichita State	Mar. 4	South Carolina
Jan. 19	at Arizona State		

OKLAHOMA

DECEMBER 8, AWAY

Creighton Cage Classic at Omaha, Neb.

Location: Norman, Oklahoma

Enrollment: 19,000

Nickname: Sooners

Colors: Crimson and Cream

Fieldhouse (Capacity): OU Fieldhouse 4,775

Sports Information Director: John Keith

S.I.D. Office Telephone: (405) 325-3751

Top Returnees: Alvan Adams, 6-9 C, 22.1 avg.; Ted Evans, 6-9 F-C, 9.9 avg.; Tom Holland, 6-9 F, 10.7 avg.; Lee Gilbert, 6-0 G, 9.2 avg.

Top Newcomers: Melvin Baker, 6-6 F; Herbert Williams, 6-3 G

Head Coach: Joe Ramsey

Career Record: First Year

1972-73 Record: 18-8

Conference: Big Eight

Series Record: Oklahoma leads 1-0

Returning Lettermen: 13

Lettermen Lost: 2

1973-74 SCHEDULE

Nov. 30	at Oklahoma City	Jan. 21	at Iowa State
Dec. 3	Jacksonville	Jan. 26	Kansas
Dec. 7-8	Creighton Cage Classic	Jan. 28	Nebraska
Dec. 15	at Indiana State	Feb. 2	at Missouri
Dec. 22	Central State	Feb. 9	at Colorado
Dec. 26-29	Big Eight Tourney	Feb. 16	Oklahoma State
Jan. 3	California - Santa Barbara	Feb. 18	at Kansas
Jan. 5	San Diego State	Feb. 23	at Kansas State
Jan. 7	at Texas	Mar. 4	Missouri
Jan. 12	Kansas State	Mar. 6	Iowa State
Jan. 14	Colorado	Mar. 9	at Oklahoma State
Jan. 19	at Nebraska		

SAN DIEGO STATE

DECEMBER 8, AWAY

Creighton Cage Classic at Omaha, Neb.

Location: San Deigo, California

Enrollment: 29,000

Nickname: Aztecs

Colors: Scarlet and Black

Fieldhouse (Capacity): Peterson Gym 5,000
San Diego Sports Arena 15,000

Sports Information Director: John Maffei

S.I.D. Office Telephone: (714) 286-5547

Top Returnees: John Anderson, 6-7 F, 11.0 avg.; Steve Copp, 6-7 F, 10.4 avg.; Brad McNamara, 6-0 G, 9.5 avg.

Top Newcomers: Allan Bunting, 6-7 F; Mike Honz, 6-5 G; Gary Earle, 6-3 G.

Head Coach: Dick Davis

Career Record: 97-65

1972-73 Record: 15-11

Conference: Pacific Coast Athletic Association

Series Record: First Meeting

Returning Lettermen: 7

Lettermen Lost: 5

1973-74 SCHEDULE

Dec. 7-8	Creighton Cage Classic	Jan. 19	Fresno State
Dec. 11	at Arizona	Jan. 22	at Loyola (Calif.)
Dec. 13	at Oral Roberts	Jan. 24	Northern Illinois
Dec. 15	at Colorado	Feb. 2	California - Santa Barbara
Dec. 21	Kansas State	Feb. 7	at Long Beach State
Dec. 28	Rice	Feb. 9	Long Beach State
Dec. 29	Illinois State	Feb. 15	at Los Angeles State
Jan. 3	at Creighton	Feb. 16	at Fresno State
Jan. 5	at Oklahoma	Feb. 21	at California - Santa Barbara
Jan. 8	at Marquette	Feb. 26	Arizona State
Jan. 10	at San Jose State	Feb. 28	Pacific
Jan. 12	at Pacific	Mar. 2	San Jose State
Jan. 17	Los Angeles State		

COLORADO STATE

DECEMBER 11, AWAY

Location: Fort Collins, Colorado

Enrollment: 16,800

Nickname: Rams

Colors: Green and Gold

Fieldhouse (Capacity): CSU Aud.-Gym 9,522

Sports Information Director: Mike Ryan

S.I.D. Office Telephone: (303) 491-5067

Top Returnees: Como Pontliana, 6-8 C, 7.9 avg.; Tim Hall, 6-8 F, 7.2 avg.; Danny Phillips, 6-4 F, 5.6 avg.

Top Newcomers: Brent Wilson, 6-II C; Jim Heck, 6-7 F; Ed Mullaney, 6-9 F; Ron Bouldin, 6-3 G.

Head Coach: Jim Williams

Career Record: 270-195

1972-73 Record: 13-15

Conference: Western Athletic

Series Record: CSU leads 17-6

Returning Lettermen: 4

Lettermen Lost: 5

1973-74 SCHEDULE

Dec. 1	Denver	Jan. 19	at Wyoming
Dec. 8	Weber State	Jan. 25	at Texas-El Paso
Dec. 11	Air Force	Jan. 26	at New Mexico
Dec. 13	at Fresno State	Jan. 31	Brigham Young
Dec. 15	at Stanford	Feb. 1	Utah
Dec. 17	at Utah State	Feb. 8	at Arizona
Dec. 21	at Rice	Feb. 9	at Arizona State
Dec. 22	at Texas Christian	Feb. 11	Wisconsin-Milwaukee
Dec. 29	Ball State	Feb. 16	Wyoming
Jan. 3	Arizona State	Feb. 22	New Mexico
Jan. 5	Arizona	Feb. 23	Texas-El Paso
Jan. 9	Utah State	Feb. 28	at Utah
Jan. 15	at Denver	Mar. 2	at Brigham Young

PAN AMERICAN

JANUARY 3, AWAY

Location: Edinburg, Texas

Enrollment: 7,052

Nickname: Broncs

Colors: Green, White and Orange

Fieldhouse (Cap.): P. A. Fieldhouse 5,000

Sports Information Director: Jim McKone

S.I.D. Office Telephone: (512)381-2228

Top Returnees: Carlos McCullough, 6-7 F-C, 15.6 avg.; Jesus Guerra, 5-10 G, 9.8 avg.

Top Newcomers: Bruce King, 6-2 G; Dick Mitchell, 6-3 G; Mike Hart, 6-6 F.

Head Coach: Abe Lemons

Career Record: 309-179

1972-73 Record: 4-22

Conference: Independent

Series Record: First Meeting

Returning Lettermen: 2

Lettermen Lost: 7

1973-74 SCHEDULE

Dec. 1	Texas A&I	Jan. 12	at Texas-Arlington
Dec. 3	at Tulsa	Jan. 19	at Arkansas State
Dec. 6	Nebraska-Omaha	Jan. 21	West Texas State
Dec. 10	Texas-Arlington	Jan. 22	Baptist College (S.C.)
Dec. 12	Arkansas State	Jan. 24	at Hardin-Simmons
Dec. 15	at Rice	Jan. 26	at Oral Roberts
Dec. 21	Hardin-Simmons	Feb. 7	Jacksonville
Dec. 28-29	Pan American Classic	Feb. 9	Georgia Southern
Jan. 3	Air Force	Feb. 11-12	College of Mexico City
Jan. 5	Samford	Feb. 16	at Southern Mississippi

TEXAS TECH

JANUARY 5, AWAY

Location: Lubbock, Texas

Enrollment: 21,313

Nickname: Red Raiders

Colors: Scarlet and Black

Fieldhouse (Cap.): Lubbock Mun. Col. 10,000

Sports Information Director: Ralph Carpenter

S.I.D. Office Telephone: (806)742-4141

Top Returnees: Rick Bullock, 6-9 C, 13.8 avg.; Richard Little, 6-3 G, 11.9 avg.; Don Moore, 6-3 G, 6.6 avg.; William Johnson, 6-6 F, 9.7 avg.

Top Newcomers: Grady Newton, 6-5 F.

Head Coach: Gerald Myers

Career Record: 223-118

1972-73 Record: 19-8

Conference: Southwest

Series Record: Texas Tech Leads 2-1

Returning Lettermen: 6

Lettermen Lost: 3

1973-74 SCHEDULE

Nov. 30	at Fresno State	Jan. 19	Baylor
Dec. 1	at Nevada-Las Vegas	Jan. 22	Texas A&M
Dec. 3	Vanderbilt	Jan. 26	at Texas
Dec. 8	at Stetson	Jan. 29	at Rice
Dec. 10	at Houston	Feb. 2	Texas Christian
Dec. 15	Northern Colorado	Feb. 5	at SMU
Dec. 21	at New Mexico	Feb. 9	at Baylor
Dec. 22	at Arizona	Feb. 12	Arkansas
Dec. 31	Utah State	Feb. 16	at Texas A&M
Jan. 2	at South Carolina	Feb. 19	Texas
Jan. 5	Air Force	Feb. 23	Rice
Jan. 7	St. Louis	Feb. 26	at Texas Christian
Jan. 12	at Arkansas	Mar. 2	SMU

DEPAUW

JANUARY 9, HOME

Location: Greencastle, Indiana

Enrollment: 2,200

Nickname: Tigers

Colors: Old Gold and Black

Fieldhouse (Cap.): Bowman Gym. 2,000

Sports Information Director: Pat Aikman

S.I.D. Office Telephone: (317)653-9721-480

Top Returnees: Joe LeFevre, 6-3 G, 14.9 avg.; Kyle Fort, 6-5 C, 11.1 avg.; Tracy Ellis, 6-1 G, 9.3 avg.

Head Coach: Elmer McCall

Career Record: 141-207

1972-73 Record: 8-18

Conference: Indiana Collegiate

Series Record: Air Force leads 4-0

Returning Lettermen: 9

Lettermen Lost: 1

1973-74 SCHEDULE

Dec. 1	Centre College	Jan. 23	at Eastern Illinois
Dec. 3	Millikin	Jan. 26	Evansville
Dec. 5	at Illinois Wesleyan	Jan. 30	Valparaiso
Dec. 8	Rose-Hulman	Feb. 2	Wabash
Dec. 12	at South Carolina	Feb. 6	at Butler
Dec. 15	at Wisconsin	Feb. 9	MacMurray
Dec. 21-22	Capital City Classic	Feb. 13	at Evansville
Jan. 4	Hanover	Feb. 16	at Valparaiso
Jan. 7	at Denver	Feb. 20	at Wabash
Jan. 9	at Air Force	Feb. 23	St. Joseph's
Jan. 12	at St. Joseph's	Feb. 26	at Indiana Central
Jan. 16	Indiana Central	Mar. 1	Butler

NAVY

JANUARY 12, AWAY

Location: Annapolis, Maryland

Enrollment: 4,300

Nickname: Midshipmen

Colors: Navy Blue and Gold

Fieldhouse (Cap.): Halsey Field House 5,300

Sports Information Director: Tom Bates

S.I.D. Office Telephone: (301)268-6226

Top Returnees: Bob Burns, 6-7 C, 12.2 avg.; Mickey Hampton, 6-2 G, Bob Marshburn, 6-3 F, 11.0 avg.; Bill Montgomery, 6-3 G, 8.3 avg.; Gary Carter, 6-4 F, 10.0 avg.

Top Newcomers: Jay Strosnider, 6-4 F.

Head Coach: Dave Smalley

Career Record: 63-91

1972-73 Record: 13-12

Conference: Independent

Series Record: Air Force leads 3-1

Returning Lettermen: 7

Lettermen Lost: 2

1973-74 SCHEDULE

Nov. 30	Lycoming	Jan. 26	at Manhattan
Dec. 3	Merchant Marine	Jan. 30	George Washington
Dec. 5	Princeton	Feb. 2	at Rutgers
Dec. 8	at Penn	Feb. 6	Johns Hopkins
Dec. 11	Temple	Feb. 9	Penn State
Dec. 15	William & Mary	Feb. 13	at American University
Dec. 28-29	Palmetto Classic	Feb. 16	at Virginia
Jan. 9	Georgetown (D.C.)	Feb. 23	at Army
Jan. 12	Air Force	Feb. 19	Adelphi
Jan. 16	Gettysburg	Mar. 2	at St. Francis
Jan. 19	at Maryland		

WYOMING

JANUARY 15, HOME

Location: Laramie, Wyoming

Enrollment: 8,300

Nickname: Cowboys, Pokes

Colors: Brown and Yellow

Fieldhouse (Cap.): Memorial Fieldhouse 11,000

Sports Information Director: Bill Young

S.I.D. Office Telephone: (307)766-2256

Top Returnees: Ron Crowell, 6-2 G, 12.0 avg.; Ken Morgan Clark, 6-8 F, 10.8 avg.; Willie Brown, 6-7 F, 7.7 avg.

Top Newcomers: Stan Boyer, 6-7 F; Kris Gravenstein, 6-10 C.

Head Coach: Moe Radovich

Career Record: 44-31

1972-73 Record: 9-17

Conference: Western Athletic

Series Record: Wyoming 17-11

Returning Lettermen: 6

Lettermen Lost: 3

1973-74 SCHEDULE

Dec. 1	at Nebraska	Jan. 19	Colorado State
Dec. 3	Idaho State	Jan. 25	at New Mexico
Dec. 7	Northern Colorado	Jan. 26	at Texas-El Paso
Dec. 8	Denver	Jan. 31	Utah
Dec. 13	at California-Santa Barbara	Feb. 2	Brigham Young
Dec. 15	at Fresno State	Feb. 8	at Arizona State
Dec. 22	Iowa	Feb. 9	at Arizona
Dec. 28-29	Bruin Classic	Feb. 16	at Colorado State
Jan. 3	Arizona	Feb. 22	Texas-El Paso
Jan. 4	Arizona State	Feb. 23	New Mexico
Jan. 10	at Denver	Feb. 28	at Brigham Young
Jan. 11	Utah State	Mar. 2	at Utah
Jan. 15	at Air Force		

OREGON

JANUARY 18, HOME

Location: Eugene, Oregon

Enrollment: 15,500

Nickname: Ducks or Webfoots

Colors: Emerald Green and Lemon Yellow

Fieldhouse (Cap.): McArthur Court 10,000

Sports Information Director: Hal Cowan

S.I.D. Office Telephone: (503)686-4481

Top Returnees: Ron Lee, 6-4 G, 18.7 avg.; Gerald Willett, 6-8 C, 9.0 avg.; Mark Barwig, 6-4 G, 6.5 avg.; Bruce Boldren, 6-8 F, 5.0 avg.

Top Newcomers: Greg Ballard, 6-8 F; Greg Graham, 6-2 G; Stu Jackson, 6-6 F; Ernie Kent, 6-4 G; Steve Manker, 7-1 F-C.

Head Coach: Dick Harter

Career Record: 126-83

1972-73 Record: 16-10

Conference: Pacific 8

Series Record: Tied 1-1

Returning Lettermen: 10

Lettermen Lost: 1

1973-74 SCHEDULE

Nov. 30	at University of the Americas	Jan. 18	at Air Force
Dec. 1	Montana State	Jan. 26	Oregon State
Dec. 4	Los Angeles State	Feb. 1	at Oregon State
Dec. 7	Sacramento State	Feb. 8	at UCLA
Dec. 14-15	at Jayhawk Classic	Feb. 9	at Southern Cal
Dec. 19	California - Davis	Feb. 15	Southern Cal
Dec. 22	Puget Sound	Feb. 16	UCLA
Dec. 26-29	Far West Classic	Feb. 22	California
Jan. 4	at Stanford	Feb. 23	Stanford
Jan. 5	at California - Berkeley	Mar. 2	at Washington
Jan. 11	Washington	Mar. 4	at Washington State
Jan. 12	Washington State	Mar. 9	at Oregon State

STANFORD

JANUARY 21, HOME

Location: Stanford, California

Enrollment: 11,374

Nickname: Cardinals

Colors: Cardinal and White

Fieldhouse (Cap.): Roscoe Maples Pav. 8,000

Sports Information Director: Bob Murphy

S.I.D. Office Telephone: (415)321-2300-4418

Top Returnees: Rich Kelley, 7-0 C, 17.3 avg.;
8.9 avg.

Top Newcomers: Ed Schweitzer, 6-8 F.

Head Coach: Howard Dallmar

Career Record: 340-287

1972-73 Record: 14-11

Conference: Pacific 8

Series Record: Stanford Leads 3-2

Returning Lettermen: 9

Lettermen Lost: 2

Mike Mann, 6-9 F, 9.1 avg.; Dave Frost, 6-6 F,

1973-74 SCHEDULE

Nov. 30	Nevada-Las Vegas	Jan. 25	Denver
Dec. 3	San Francisco	Feb. 1	California
Dec. 15	Colorado State	Feb. 8	Washington
Dec. 17	at St. Mary's	Feb. 9	Washington State
Dec. 21-22	Kentucky Classic	Feb. 16	at Washington State
Dec. 26-29	ECAC Holiday Festival	Feb. 18	at Washington
Jan. 4	Oregon	Feb. 22	at Oregon State
Jan. 5	Oregon State	Feb. 23	at Oregon
Jan. 11	at Southern Cal	Mar. 1	Southern Cal
Jan. 12	UCLA	Mar. 2	UCLA
Jan. 19	at Utah	Mar. 8	at California
Jan. 21	at Air Force		

ABILENE CHRISTIAN

JANUARY 26, AWAY

Location: Abilene, Texas

Enrollment: 3,364

Nickname: Wildcats

Colors: Purple and White

Fieldhouse (Cap.): Moody Coliseum 4,598

Sports Information Director: Garner Roberts

S.I.D. Office Telephone: (915)677-1911-575

Top Returnees: Andrew Prince, 6-7 F, 15.6 avg.; Bobby Ortega, 6-3 G, 8.9 avg.; Mark Hayes,
6-9 F-C, 3.4 avg.

Top Newcomers: Jeremiah James, 5-9 G; Stan Lambert, 6-3 G.

Head Coach: Willard Tate

Career Record: First Year

1972-73 Record: 6-20

Conference: Lone Star

Series Record: Air Force leads 3-2

Returning Lettermen: 6

Lettermen Lost: 4

1973-74 SCHEDULE

Nov. 26	Panhandle State	Jan. 24	East Texas State
Dec. 1	Northwestern Oklahoma	Jan. 26	Air Force
Dec. 3	Wayland Baptist	Jan. 28	Tarleton State
Dec. 8	at Angelo State	Jan. 31	at Wayland Baptist
Dec. 10	at Sul Ross State	Feb. 2	Angelo State
Dec. 15	New Mexico	Feb. 4	Sul Ross State
Dec. 17	Northern Colorado	Feb. 7	at East Texas State
Dec. 28-29	Southern Colorado Tourney	Feb. 11	Howard Payne
Jan. 5	at Howard Payne	Feb. 16	at Southwest Texas State
Jan. 7	at McMurry	Feb. 18	at Texas A&I
Jan. 12	Southwest Texas State	Feb. 20	McMurry College
Jan. 14	Texas A&I	Feb. 23	Sam Houston
Jan. 19	at Sam Houston State	Feb. 25	Stephen F. Austin
Jan. 21	at Stephen F. Austin	Feb. 28	at Tarleton State

REDLANDS

JANUARY 30, HOME

Location: Redlands, California
Enrollment: 1,800
Nickname: Bulldogs
Colors: Maroon and Gray
Fieldhouse (Cap.): Currier Gym 1,200
Sports Information Director: Vic Miller
S.I.D. Office Telephone: (714)793-2121-217
Top Returnees: Bruce Kennedy, 6-7 C, 7.1 avg.; Jim Lauder milk, 6-5 F, 12.8 avg.; Mike Savage, 6-0 G, 6.9 avg.

Head Coach: Gary Smith
Career Record: 16-35
1972-73 Record: 9-16
Conference: Southern California Intercollegiate
Series Record: First Meeting
Returning Lettermen: 6
Lettermen Lost: 5

Top Newcomers: Charles Aubert, 6-5 F; Mike James, 6-3 G; Tom Buffum, 6-6 F.

1973-74 SCHEDULE

Nov. 29-Dec. 1	Redlands Invitational	Jan. 26	Occidental
Dec. 5	at Viola	Jan. 29	at Northern Colorado
Dec. 8	at Chapman	Jan. 30	at Air Force
Dec. 13	Southern California College	Feb. 2	Point Loma College
Dec. 21	at U.S. International	Feb. 6	at Occidental
Dec. 28-30	at Southern Utah State Tourney	Feb. 9	at California Tech
Jan. 5	at Life Bible College	Feb. 13	at Whittier
Jan. 9	California Tech	Feb. 16	at Pomona-Pitzer
Jan. 12	Whittier	Feb. 20	Claremont-Mudd
Jan. 16	LaVerne	Feb. 23	at LaVerne
Jan. 19	at Claremont - Mudd	Feb. 27	Pomona-Pitzer
Jan. 22	U. S. International		

XAVIER

FEBRUARY 2, AWAY

Location: Cincinnati, Ohio
Enrollment: 6,000
Nickname: Musketeers
Colors: National Blue and White
Fieldhouse (Cap.): Schmidt Memorial 5,200
Sports Information Director: Bill Miller
S.I.D. Office Telephone: (513)745-3416
Top Returnees: Pete Accetta, 6-6 F, 5.8 avg.; Steve Penhorwood, 6-4 G, 8.6 avg.; Jim Rippe, 6-3 G, 7.5 avg.

Head Coach: Tay Baker
Career Record: 125-66
1972-73 Record: 3-23
Conference: Independent
Series Record: Tied 3-3
Returning Lettermen: 10
Lettermen Lost: 5

Top Newcomers: George Miller, 6-0 G; Stan McCoy, 6-2 G; Anthony Hubbard, 6-7 F.

1973-74 SCHEDULE

Dec. 1	Aquinas	Jan. 28	Brown
Dec. 5	Indiana-Purdue	Jan. 30	Canisius
Dec. 8	Thomas More	Feb. 2	Air Force
Dec. 10	at Michigan	Feb. 5	Wheeling
Dec. 15	at St. Bonaventure	Feb. 9	DePaul
Dec. 21	at Marquette	Feb. 16	at Detroit
Dec. 28-29	Poinsetta Classic	Feb. 20	Cincinnati
Jan. 2	Marquette	Feb. 23	at Dayton
Jan. 5	Loyola (Ill.)	Feb. 25	Detroit
Jan. 9	Dayton	Mar. 2	Miami (Ohio)
Jan. 12	at Notre Dame	Mar. 4	Villanova
Jan. 24	at Old Dominion	Mar. 7	at Duquesne
Jan. 26	at St. Joseph's		

NORTHERN COLORADO

FEBRUARY 5, HOME

Location: Greeley, Colorado

Enrollment: 10,600

Nickname: Bears

Colors: Navy Blue and Gold

Fieldhouse (Cap.): Gunter Hall 2,500

Sports Information Director: Gary Morgan

S.I.D. Office Telephone: (303)351-2331

Top Returnees: Bob Eaks, 6-0 G, 17.5 avg.; Tim Scully, 6-0 G, 15.5 avg.; Tom Kummer, 6-5 F, 10.4 avg.

Top Newcomers: Terry Dunn, 6-4 F; Craig Early, 6-7 C.

Head Coach: Thurm Wright

Career Record: 48-71

1972-73 Record: 12-12

Conference: Great Plains

Series Record: Ties 2-2

Returning Lettermen: 8

Lettermen Lost: 1

1973-74 SCHEDULE

Nov. 30	at Adams State	Jan. 19	at Kansas State College
Dec. 1	at Western State	Jan. 24	Athletes in Action
Dec. 4	Regis	Jan. 28	Kearney State
Dec. 7	at Wyoming	Jan. 29	Redlands
Dec. 13	at Metro State	Feb. 1	at Ft. Hays State
Dec. 15	at Texas Tech	Feb. 2	at Washburn
Dec. 17	at Abilene Christian	Feb. 5	at Air Force
Dec. 27-28	Kearney State Invitational	Feb. 9	at Southern Colorado
Jan. 4	Ft. Hays State	Feb. 12	at Regis
Jan. 5	Washburn	Feb. 15	Emporia State
Jan. 11	Metro State	Feb. 16	Kansas State College
Jan. 18	at Emporia State	Feb. 19	Southern Colorado

WISCONSIN-MILWAUKEE

FEBRUARY 9, HOME

Location: Milwaukee, Wisconsin

Enrollment: 24,000

Nickname: Panthers

Colors: Black and Gold

Fieldhouse (Cap.): Baker Fieldhouse 3,000

Sports Information Director: Tom Skibosh

S.I.D. Office Telephone: (414)963-5155

Top Returnees: George Tandy, 6-4 F, 11.6 avg.; Richard Cox, 6-6 C, 9.9 avg.; Rick Calzada, 6-2 G, 6.5 avg.

Top Newcomers: Willis Price, 6-6 F; Bill Kosick, 7-0 C.

Head Coach: Bill Klucas

Career Record: First Year

1972-73 Record: 18-8

Conference: Independent

Series Record: First Meeting

Returning Lettermen: 5

Lettermen Lost: 6

1973-74 SCHEDULE

Dec. 1	at Memphis State	Jan. 15	Missouri-St. Louis
Dec. 3	at Arkansas State	Jan. 19	Youngstown
Dec. 6	at Eastern Illinois	Jan. 21	Ball State
Dec. 8	Rocky Mountain College	Jan. 29	at Wisconsin-Parkside
Dec. 10	St. Mary's (Tex.)	Feb. 2	Western Illinois
Dec. 15	San Francisco State	Feb. 7	at Utah State
Dec. 22	at Wisconsin-Madison	Feb. 9	at Air Force
Dec. 27-28	at Mercer Tournament	Feb. 11	at Colorado State
Dec. 29	at Oglethorpe	Feb. 16	at Illinois State
Jan. 2	at Georgia Southern	Feb. 19	Oakland (Mich.)
Jan. 7	Northern Illinois	Feb. 23	Indiana State
Jan. 10	at Fairleigh Dickinson	Feb. 25	at Eastern Michigan
Jan. 12	at Youngstown	Feb. 28	Athletes in Action

DENVER

FEBRUARY 13, AWAY
MARCH 2, HOME

Location: Denver, Colorado
Enrollment: 9,000
Nickname: Pioneers
Colors: Crimson and Gold
Fieldhouse (Cap.): DU Fieldhouse 3,000
Sports Information Director: Louden Kelly
S.I.D. Office Telephone: (303)753-2339
Top Returnees: John Johnson, 6-8 F, 21.1 avg.; George Walls, 6-11 C, 11.7 avg.; Len Orr, 6-2 G, 9.1 avg.
Top Newcomers: Greg Champlin, 6-7 F.

Head Coach: Al Harden
Career Record: 17-9
1972-73 Record: 17-9
Conference: Independent
Series Record: Denver Leads 17-9
Returning Lettermen: 9
Lettermen Lost: 1

1973-74 SCHEDULE

Nov. 30	Idaho State	Jan. 15	Colorado State
Dec. 1	at Colorado State	Jan. 19	Oklahoma City
Dec. 8	at Wyoming	Jan. 25	at Stanford
Dec. 10	Western State	Jan. 26	at Fresno State
Dec. 13	Brigham Young	Jan. 28	at Utah State
Dec. 15	at Regis	Feb. 4	Southern Mississippi
Dec. 18	at Loyola (Chicago)	Feb. 9	at Oklahoma City
Dec. 20	at Notre Dame	Feb. 13	Air Force
Dec. 28-29	Las Vegas Classic	Feb. 19	Regis
Jan. 4-5	Blue Bonnet Bowl	Feb. 23	Utah State
Jan. 7	DePauw	Feb. 27	Southern Colorado
Jan. 10	Wyoming	Mar. 2	at Air Force

UTAH STATE

FEBRUARY 16, AWAY

Location: Logan, Utah
Enrollment: 8,900
Nickname: Aggies, Utags, State
Colors: Navy Blue and White
Fieldhouse (Cap.): Spectrum 10,200
Sports Information Director: Ken Mitchell
S.I.D. Office Telephone: (801)752-4100 ext. 7434
Top Returnees: Jim Boatwright, 6-8 F, 18.7 avg.; Rich Haws, 6-6 G-F, 13.3 avg.; Jimmy Moore, 6-7 F, 9.4 avg.
Top Newcomers: Ed Gregg, 7-0 C; Blair Reed, 6-2 G.

Head Coach: Dutch Belnap
Career Record: First Year
1972-73 Record: 16-10
Conference: Independent
Series Record: Utah State Leads 3-2
Returning Lettermen: 5
Lettermen Lost: 4

1973-74 SCHEDULE

Nov. 30	Doane	Jan. 19	Brigham Young
Dec. 1	Trinity	Jan. 24	Weber State
Dec. 3	Seattle	Jan. 26	at Idaho State
Dec. 8	at Utah	Jan. 28	Denver
Dec. 10	Nevada-Reno	Feb. 2	Mississippi Southern
Dec. 14-15	Volunteer Classic	Feb. 7	Wisconsin-Milwaukee
Dec. 17	Colorado State	Feb. 9	Tulane
Dec. 22	at Brigham Young	Feb. 11	at Seattle
Dec. 29	at Arizona State	Feb. 16	Air Force
Dec. 31	at Texas Tech	Feb. 23	at Denver
Jan. 9	at Colorado State	Feb. 27	at Weber State
Jan. 11	at Wyoming	Mar. 2	Boise State
Jan. 17	Utah		

MERCHANT MARINE

FEBRUARY 22, HOME

Location: Kings Point, New York
Enrollment: 750

Nickname: Mariners

Colors: Royal Blue and Grey

Fieldhouse (Cap.): O'Hara Hall 2,500

Sports Information Director: Cmmr. Dominick DeFilippi

S.I.D. Office Telephone: (516)482-8200-373

Top Returnees: John Nunnenkamp, 6-3 F, 13.3 avg.; Bob Osner, 6-3 G, 9.0 avg.

Top Newcomers: Ed McGoey, 6-7 C; Bob Tenny, 6-5 G; Tim O'Connor, 6-6 F.

Head Coach: Dan Buckley

Career Record: 9-16

1972-73 Record: 9-16

Conference: Knickerbocker

Series Record: First Meeting

Returning Lettermen: 9

Lettermen Lost: 1

1973-74 SCHEDULE

Dec. 3	at Navy	Jan. 31	at Brooklyn College
Dec. 6	Brooklyn College	Feb. 2	C'W. Post
Dec. 8	at Yeshiva	Feb. 5	Wagner
Dec. 12	Queens	Feb. 8	at Union (N.Y.)
Dec. 15	Pace	Feb. 13	at Hofstra
Dec. 27-28	at Scranton Tourney	Feb. 18	at Pratt
Jan. 8	at Brooklyn College	Feb. 20	Stevens Tech
Jan. 10	Adelphi	Feb. 22	at Air Force
Jan. 22	Lehman	Feb. 23	at Missouri-St. Louis
Jan. 25	at Stoney Brook	Feb. 26	Hunter
Jan. 28	at Trinity (Conn.)	Mar. 1	Williams

VALPARAISO

FEBRUARY 23, HOME

Location: Valparaiso, Indiana

Enrollment: 4,000

Nickname: Crusaders

Colors: Brown and Gold

Fieldhouse (Cap.): VU Gym 4,200

Sports Information Director: John Krause

S.I.D. Office Telephone: (219)462-1372

Top Returnees: Mike McGee, 6-3 G, 4.9 avg.; John Semmelhack, 6-0 G, 10.4 avg.; Jeff Holmes, 6-5 F, 9.7 avg.

Top Newcomer: Mark Kassner, 6-6 F; Ricky Bell, 6-1 G; Bob Dewey, 6-6 F.

Head Coach: Bill Purden

Career Record: 45-35

1972-73 Record: 17-11

Conference: Indiana Collegiate

Series Record: Air Force leads 7-3

Returning Lettermen: 5

Lettermen Lost: 7

1973-74 SCHEDULE

Nov. 30	Wisconsin-Oshkosh	Jan. 23	Indiana Central
Dec. 1	at Notre Dame	Jan. 26	at Butler
Dec. 4	at Wisconsin-Whitewater	Jan. 28	Loyola (Ill.)
Dec. 7-8	Crusader Classic	Jan. 30	at DePauw
Dec. 15	at Northwestern	Feb. 2	Evansville
Dec. 29	at South Florida	Feb. 6	at St. Joseph's
Dec. 31	at Valdosta State	Feb. 9	at Indiana Central
Jan. 4	at Indiana State	Feb. 13	Butler
Jan. 7	Tulane	Feb. 16	DePauw
Jan. 9	Illinois Wesleyan	Feb. 20	at Evansville
Jan. 12	Eastern Illinois	Feb. 23	at Air Force
Jan. 16	at Wabash	Feb. 26	Wabash
Jan. 19	St. Joseph's		

WESTERN STATE

FEBRUARY 25, HOME

Location: Gunnison, Colorado

Enrollment: 3,000

Nickname: Mountaineers

Colors: Crimson and Slate

Fieldhouse (Cap.): Mountaineer Gym, 2,580

Sports Information Director: J.W. Campbell

S.I.D. Office Telephone: (303)943-3035

Top Returnees: Bill McCalvy, 6-0 G, 17.3 avg.; Tony Reid, 6-5 F, 9.4 avg.

Top Newcomers: Mike Clark, 6-7 F; Tom Dykstra, 6-6 F; Roosevelt Nash, 6-1 G.

Head Coach: Bob Decker

Career Record: 66-92

1972-73 Record: 8-16

Conference: Rocky Mountain Athletic

Series Record: Air Force Leads 9-1

Returning Lettermen: 6

Lettermen Lost: 5

1973-74 SCHEDULE

Nov. 30	at Southern Colorado	Jan. 26	Colorado Mines
Dec. 1	Northern Colorado	Jan. 31	Adams State
Dec. 10	at Denver	Feb. 2	Western New Mexico
Dec. 14	at Fort Lewis	Feb. 5	Southern Colorado
Dec. 15	at College of Santa Fe	Feb. 8	Fort Lewis
Dec. 27-29	at Chadron State Invitational	Feb. 15	at Southern Utah
Jan. 11	Westminster	Feb. 16	at Westminster
Jan. 12	Southern Utah State	Feb. 19	College of Santa Fe
Jan. 17	at Adams State	Feb. 21	at Colorado Mines
Jan. 19	at Western New Mexico	Feb. 22	at Regis
Jan. 25	Regis	Feb. 25	at Air Force

OKLAHOMA CITY

FEBRUARY 27, AWAY

Location: Oklahoma City, Oklahoma

Enrollment: 2,400

Nickname: Chiefs

Colors: Blue and White

Fieldhouse (Cap.): Myriad 15,200 and Frederickson 3,200

Sports Information Director: Hugh Scott

S.I.D. Office Telephone: (405)525-5411 ext. 2204

Top Returnees: Ron Brown, 6-7 F-C, 8.9 avg.; Lacy Lanier, 5-9 G, 5.3 avg.

Top Newcomers: John Powell, 6-11 C; Len Koncz, 6-6 F; Clydell Tucker, 6-2 G.

Head Coach: Paul Hansen

Career Record: First Year

1972-73 Record: 21-6

Conference: Independent

Series Record: Oklahoma City leads 4-1

Returning Lettermen: 2


Lettermen Lost: 7

1973-74 SCHEDULE

Nov. 30	Oklahoma	Jan. 26	Georgia State
Dec. 1	Texas Christian	Jan. 31	at Stetson
Dec. 8	at Texas Christian	Feb. 2	at Houston Baptist
Dec. 10	Nevada - Las Vegas	Feb. 4	Oklahoma Christian
Dec. 21	at Baylor	Feb. 7	at Hardin-Simmons
Dec. 22	at Southern Methodist	Feb. 9	Denver
Dec. 26-29	All College Tournament	Feb. 14	Oral Roberts
Jan. 7	Southern Methodist	Feb. 16	at Texas-Arlington
Jan. 12	Hawaii	Feb. 20	Hardin-Simmons
Jan. 17	at Tulsa	Feb. 23	Georgia Tech
Jan. 19	at Denver	Feb. 27	Air Force
Jan. 23	Texas-Arlington	Mar. 2	at Oral Roberts



CAPT. RICH PORTER
J.V. COACH



2ND LT. TOM BLASE
J.V. COACH

AIR FORCE JUNIOR VARSITY ROSTER

NO.	NAME	POS.	HT.	WT.	CLASS	HOMETOWN — HIGH SCHOOL
31	DEARIEN, Jim	F	6-4	175	Jr.	Dallas, Tex. - Highland Park
42	DETTMER, Paul	G	6-3	185	Fr.	Los Angeles - University
20	HERD, John	G	5-11	170	Fr.	Fairborn, Ohio - Park Hills
12	JONES, Chris	G	6-2	180	Fr.	Walnut Creek, Calif. - Las Lomas
22	JONES, Fred	G	6-0	160	Fr.	Portsmouth, Va. - Woodrow Wilson
44	LANNING, Steve	G	6-4	185	Fr.	Pittsburgh - Churchill Area
51	NICKELSON, Larry	F	6-5	210	Fr.	Belle Fourche, S.D. - Belle Fourche
31	PATRICK, John	G	5-9	160	Fr.	Auberry, Calif. - Union
32	RIEWALD, Dan	F	6-4	180	Fr.	Bloomfield Hills, Mich. - Lahser
45	SCHAUFFERT, John	F	6-6	190	Fr.	Rosedale, N.Y. - Christ The King
33	SHACKELFORD, Mark	F	6-4	165	Fr.	Independence, Mo. - Van Horn

1973-74 JUNIOR VARSITY SCHEDULE

DATE	DAY	TIME	OPPONENT	SITE
Dec. 1	Sat.	5:15 p.m.	Colorado	USAFA
Dec. 3	Mon.	5:15 p.m.	Southern Colorado	USAFA
Dec. 12	Wed.	5:00 p.m.	Mesa J.C.	USAFA
Jan. 15	Tues.	5:15 p.m.	Wyoming	USAFA
Jan. 18	Fri.	5:15 p.m.	Northeastern J.C.	USAFA
Jan. 19	Sat.	5:15 p.m.	Northern Colorado	Greeley
Jan. 26	Sat.	5:15 p.m.	Southern Colorado	Pueblo
Feb. 2	Sat.	8:00 p.m.	Northeastern J.C.	Sterling
Feb. 5	Tues.	5:15 p.m.	Northern Colorado	USAFA
Feb. 9	Sat.	5:15 p.m.	Metro State	USAFA
Feb. 12	Tues.	5:15 p.m.	Colorado	Boulder
Feb. 13	Wed.	5:15 p.m.	Denver	Denver
Feb. 16	Sat.	5:15 p.m.	Utah State	Logan, Utah
Feb. 19	Tues.	7:30 p.m.	Metro State	Denver
Feb. 22	Fri.	5:15 p.m.	Colorado State	Ft. Collins
Feb. 25	Mon.	5:15 p.m.	Colorado State	USAFA
Mar. 2	Sat.	Noon	Denver	USAFA

FROM THE RECORD BOOK

TEAM SINGLE GAME RECORDS

- MOST POINTS** - 115 vs. Arizona (62), 1959
- MOST OPPONENT POINTS** - 114 by Wyoming vs. AF (83), 1968
- MOST POINTS, FIRST HALF** - 57 vs. Montana State, 1966
- MOST POINTS, SECOND HALF** - 65 vs. Arizona, 1959
- MOST OPPONENT POINTS, FIRST HALF** - 65, Houston, 1968; Wyoming, 1968
- MOST OPPONENT POINTS, SECOND HALF** - 64, Tulane, 1968
- MOST COMBINED POINTS** - 197, AF (83) vs. Wyoming (114), 1968
- MOST COMBINED POINTS, FIRST HALF** - 108, AF (43) vs. Houston (65), 1968; AF (43) vs. Wyoming (65), 1968
- MOST COMBINED POINTS, SECOND HALF** - 113, AF (51) vs. BYU (62), 1965
- FEWEST POINTS** - 36 vs. Oklahoma State (62), 1960; Marquette (60), 1962 and North Texas State (37), 1963
- FEWEST OPPONENT POINTS** - 31 by Western State vs. AF (66), 1959; South Dakota vs. AF (79), 1963
- FEWEST POINTS, FIRST HALF** - 14 vs. Marquette, 1962
- FEWEST POINTS, SECOND HALF** - 15 vs. Wyoming, 1959; Oklahoma State, 1960; and Kansas State, 1963
- FEWEST OPPONENT POINTS, FIRST HALF** - 11, Omaha, 1960
- FEWEST OPPONENT POINTS, SECOND HALF** - 14, Kansas City, 1957
- FEWEST COMBINED POINTS** - 73, AF (36) vs. North Texas State (37), 1963
- FEWEST COMBINED POINTS, FIRST HALF** - 28, AF (14) vs. Marquette (14), 1962
- FEWEST COMBINED POINTS, SECOND HALF** - 32, AF (18) vs. Kansas City (14), 1957
- LARGEST VICTORY MARGIN** - 53 points, AF (115) vs. Arizona (62), 1959
- LARGEST DEFEAT MARGIN** - 51 points, AF (57) vs. Utah (108), 1966
- MOST FIELD GOALS ATTEMPTED** - 96 vs. New Mexico State, 1966
- MOST FIELD GOALS MADE** - 49 vs. New Mexico State, 1966
- BEST FIELD GOAL SHOOTING, GAME** - 65.9% vs. Colorado State, 1965 (29-44)
- BEST FIELD GOAL SHOOTING, FIRST HALF** - 77.8% vs. South Dakota, 1963 (14-18)
- BEST FIELD GOAL SHOOTING, SECOND HALF** - 76.2% vs. Utah State, 1963 (16-21)
- WORST FIELD GOAL SHOOTING, GAME** - 20.4% vs. Oklahoma State, 1960 (10-49)
- FEWEST FIELD GOALS ATTEMPTED** - 33 vs. Kansas State, 1963
- FEWEST FIELD GOALS MADE** - 10 vs. Oklahoma State, 1960
- MOST FREE THROWS ATTEMPTED** - 56 vs. Southern Colorado, 1972
- MOST FREE THROWS MADE** - 36 vs. Colorado State, 1957 and Navy, 1968
- MOST CONSECUTIVE FREE THROWS** - 21 vs. Navy, 1968
- BEST FREE THROW SHOOTING** - 89.5% vs. Houston, 1964 and Denver, 1966 (both 17-19)
- FEWEST FREE THROWS ATTEMPTED** - 7 vs. Denver, 1964; New Mexico State, 1969; and Utah State, 1973
- FEWEST FREE THROWS MADE** - 4 vs. Georgia Tech, 1970; West Virginia, 1973; and Utah State, 1973
- WORST FREE THROW SHOOTING** - 36.4% vs. Georgia Tech, 1970, and West Virginia, 1973 (both 4-11)
- MOST REBOUNDS** - 82 vs. Westminster (Utah) 1958
- MOST ASSISTS** - 29 vs. Regis, 1971
- MOST PERSONAL FOULS** - 37 vs. Southern Colorado, 1972
- FEWEST PERSONAL FOULS** - 7 vs. Royal Roads, 1957; Wyoming, 1961
- MOST COMBINED PERSONAL FOULS** - 76, AF (37) vs. Southern Colorado (39), 1972
- MOST DISQUALIFICATIONS** - 3, on nine occurrences. Last time vs. Regis, 2/15/72
- MOST COMBINED DISQUALIFICATIONS** - 10, AF (3) vs. Southern Colorado (7), 1972
- LONGEST GAME** - 3 overtimes vs. Regis, 1959

FROM THE RECORD BOOK

TOP TEAM SHOOTING - GAME

PER CENT	FG-FGA	OPPONENT	DATE
.659	29-44	Colorado State U.	3/ 6/65
.652	28-43	Navy	1/11/69
.651	26-40	Regis	2/27/63
.640	30-47	Utah State	2/15/63
.625	25-40	Utah State	1/30/71
.609	25-41	Wyoming	1/21/61
.600	45-75	Montana State	1/29/66
.600	36-60	Tulane	2/28/70
.593	32-54	Omaha	2/22/59
.591	26-44	Arizona	2/23/62

TOP TEAM FREE THROW SHOOTING - GAME

PER CENT	FG-FGA	OPPONENT	DATE
.895	17-19	Houston	1/ 2/64
.895	17-19	Denver	3/ 2/66
.891	33-37	Southern Colorado	2/13/71
.889	24-27	Southern Colorado	2/ 8/72
.889	16-18	Denver	1/23/63
.889	16-18	Regis	2/24/71
.889	16-18	Colorado State	12/12/72
.886	31-35	Creighton	2/25/66
.885	23-26	Hardin-Simmons	12/ 6/61
.882	15-17	Creighton	1/16/67
.880	22-25	Valparaiso	2/21/62
.878	36-41	Colorado State U.	1/19/57
.875	14-16	Hardin-Simmons	12/11/62

YEARLY RECORD

YEAR	W	L	COACH	CAPTAIN
1957	11	10	Maj. Bob Spear	Bob Beckel
1958	17	6	Maj. Bob Spear	Bob Beckel
1959	14	9	Maj. Bob Spear	Bob Beckel
1960	12	10	Lt. Col. Bob Spear	Don Wolfswinkel
1961	12	12	Lt. Col. Bob Spear	Terry Norris
1962	16	7	Bob Spear	Bill Knipp
1963	10	12	Bob Spear	Jim Diffendorfer
1964	11	12	Bob Spear	Rich Porter
1965	9	14	Bob Spear	Howell Estes
1966	14	12	Bob Spear	Samuel Peshut
1967	6	18	Bob Spear	Fred Budinger
1968	9	15	Bob Spear	Charlie Holland
1969	11	13	Bob Spear	Mike Klindt/Mike Thiessen
1970	12	12	Bob Spear	Gregg Popovich
1971	12	14	Bob Spear	Bill Purcell/Ron Weilert
1972	12	13	Maj. Hank Egan	Dave Kapaska
1973	14	10	Maj. Hank Egan	Tom Blase
TOTAL	202	199		

FROM THE RECORD BOOK TEAM SEASON

- MOST POINTS SCORED** - 2,000, 1966
- HIGHEST SCORING AVERAGE** - 76.9 (26 games, 2,000 points) 1966
- BEST RECORD** - 17-6, 1958
- MOST VICTORIES** - 17, 1958
- MOST LOSSES** - 18, 1967
- FEWEST POINTS ALLOWED** - 1,282, 1963
- BEST DEFENSIVE AVERAGE** - 58.3 (22 games, 1,282 points) 1963
- MOST POINTS ALLOWED** - 1,921, 1968
- HIGHEST DEFENSIVE AVERAGE** - 80.0 (24 games, 1,921 points) 1968
- BEST FIELD GOAL AVERAGE** - 49.0 (663 field goals, 1,353 attempts) 1970
- MOST FIELD GOALS ATTEMPTED** - 1,622, 1971
- MOST FIELD GOALS MADE** - 715, 1971
- BEST FREE THROW AVERAGE** - 73.2 (340 free throws, 468 attempts) 1963
- MOST FREE THROWS ATTEMPTED** - 689, 1970
- MOST FREE THROWS MADE** - 444, 1972
- MOST PERSONAL FOULS** - 516, 1971
- FEWEST PERSONAL FOULS** - 253, 1962
- MOST REBOUNDS** - 1,145, 1971
- LONGEST WINNING STREAK** - 8 games, 1959
- LONGEST HOME WINNING STREAK** - 14 games, 1958-59
- LONGEST LOSING STREAK** - 8 games, 1967-68

INDIVIDUAL SEASON

- MOST POINTS SCORED** - 555 by Bob Beckel, 1957
- BEST SCORING AVERAGE** - 26.4 by Bob Beckel, 1957
- BEST FIELD GOAL AVERAGE** - .568 by Bill Purcell, 1970. (71 field goals, 125 attempts)
- BEST FREE THROW PERCENTAGE** - (75 or more attempts) - .819 by Fred Budinger, 1967
(68 of 83 attempts)
- MOST FIELD GOALS ATTEMPTED** - 435 by Bob Beckel, 1957
- MOST FIELD GOALS MADE** - 207 by Cliff Parsons, 1968
- MOST FREE THROWS ATTEMPTED** - 230 by Bob Beckel, 1957
- MOST FREE THROWS MADE** - 177 by Bob Beckel, 1957
- MOST REBOUNDS** - 239 by Cliff Parsons, 1969
- MOST CONSECUTIVE FREE THROWS** - 23 by Fred Budinger, 1967
- MOST PERSONAL FOULS** - 87 by Jim Cooper, 1970

FROM THE RECORD BOOK
ALL-TIME GAME RECORDS
INDIVIDUAL GAME

MOST POINTS SCORED - 50 by Bob Beckel vs. Arizona, 1959

MOST FIELD GOALS SCORED - 18 by Bob Beckel vs. Colorado Mines, 1957

MOST FIELD GOALS ATTEMPTED - 34 by Bob Beckel vs. Colorado Mines, 1957

BEST FIELD GOAL PERCENTAGE - (Min. 10 attempts) - .900 by Scott Etnyre vs. Florida State, 1964, and by Bert Spear vs. Massachusetts, 1968 (both 9 out of 10 attempts)

MOST FREE THROWS ATTEMPTED - 21 by Bob Beckel vs. Washington (Mo.), 1958

MOST FREE THROWS SCORED - 16 by Bob Beckel vs. Michaels (Vt.) 1957 and Arizona, 1959; Roger Zoeller vs. Montana State, 1963.

BEST FREE THROW PERCENTAGE- 1.000 by Bob Beckel vs. Creighton, 1958 (13 Of 13 attempts)

MOST REBOUNDS - 21 by Ron Weilert vs. Tulane, 1970

MOST ASSISTS - 10 by Don Wolfswinkel vs. Colorado State U., 1957

WORST SHOOTING AVERAGE - .000 by Bob Williams vs. Colorado, 1959 (0 of 14 attempts)

INDIVIDUAL CAREER

MOST POINTS SCORED - 1,526, Bob Beckel, 1957-58-59

BEST AVERAGE - 22.8 points, Bob Beckel, 1957-58-59

MOST GAMES - 88 by Don Wolfswinkel, 1957-58-59-60

MOST FIELD GOALS ATTEMPTED - 1,226, Bob Beckel, 1957-58-59

MOST FIELD GOALS MADE - 538, Bob Beckel, 1957-58-59

BEST FIELD GOAL PERCENTAGE - .562, Bill Purcell, 1970-71 (190 of 338 attempts)

MOST FREE THROWS ATTEMPTED - 594, Bob Beckel, 1957-58-59

MOST FREE THROWS MADE - 450, Bob Beckel, 1957-58-59

BEST FREE THROW PERCENTAGE - .802, John Judd, 1962-63-64 (239 of 298 attempts)

MOST REBOUNDS - 720, Cliff Parsons, 1967-68-69

MOST PERSONAL FOULS - 289, Don Wolfswinkel, 1957-58-59-60

FROM THE RECORD BOOK

TOP INDIVIDUAL GAMES

POINTS	FG-FGA	PLAYER	OPPONENT	DATE
50	17-16	Bob Beckel	Arizona	2/28/59
48	17-14	Bob Beckel	Eastern N. Mexico	2/ 9/57
47	18-11	Bob Beckel	Colorado Mines	12/15/56
46	16-14	Bob Beckel	Kansas Wesleyan	1/ 9/57
34	9-16	Bob Beckel	St. Michaels	1/16/57
34	12-10	Bob Beckel	Colorado College	2/ 6/57
34	13- 8	Bob Beckel	Colorado Mines	12/20/57
34	13- 8	Cliff Parsons	California	2/ 2/68
33	12- 9	Bob Beckel	Colo. State College	2/16/57
33	11-11	Bob Beckel	Wyoming	1/25/58
32	10-12	Cliff Parsons	Denver	1/21/67
32	13- 6	Rich Nickelson	Southern Colorado	1/23/73

TOP INDIVIDUAL GAME REBOUNDING PERFORMANCES

NUMBER	PLAYER	OPPONENT	DATE
21	Ron Weilert	Tulane	2/28/70
20	Butch Viccellio	Arizona	12/17/60
19	Cliff Parsons	Washburn	1/24/68
19	Cliff Parsons	Arkansas State	12/ 9/68
18	Bob Schaumberg	Denver	12/10/60
17	Cliff Parsons	Colorado	11/30/68
17	Cliff Parsons	Abilene Christian	12/ 7/68
17	Cliff Parsons	Stanford	12/14/68
17	Cliff Parsons	Oklahoma City	2/15/69
17	Cliff Parsons	N. Michigan	2/22/69
17	Dan Pflueger	Denver	2/26/72

YEARLY SCORING LEADERS

SEASON	PLAYER	FG-FT	TP	AVG.
1956-57	Bob Beckel	189-177	555	26.4
1957-58	Bob Beckel	187-125	499	21.7
1958-59	Bob Beckel	162-148	472	20.6
1959-60	Jim Ulm	108-59	275	12.5
1960-61	Terry Norris	145-88	378	15.7
1961-62	Bob Schaumberg	112-54	278	12.1
1962-63	John Judd	123-64	310	14.1
1963-64	John Judd	151-86	388	16.9
1964-65	Sam Peshut	115-96	326	14.2
1965-66	Sam Peshut	160-98	418	16.1
1966-67	Cliff Parsons	177-91	445	19.3
1967-68	Cliff Parsons	207-126	540	22.5
1968-69	Cliff Parsons	149-91	389	16.2
1969-70	Gregg Popovich	132-78	342	14.3
	Ron Weilert	113-116	342	14.3
1970-71	Ron Weilert	129-84	342	13.2
1971-72	Tom Blase	122-45	289	11.6
1972-73	Rich Nickelson	177-39	393	16.4

FROM THE RECORD BOOK

TOP INDIVIDUAL CAREER SCORERS

PLAYER	YEARS	GAMES	FG-FT	POINTS	AVG.
1. Bob Beckel	1956-59	67	538-450	1526	22.8
2. Cliff Parsons	1966-69	71	533-308	1374	19.4
3. Don Wolfswinkel	1956-60	88	350-274	974	11.1
4. John Judd	1961-64	68	358-239	955	14.1
5. Fred Budinger	1964-67	73	370-208	948	13.0
6. Jim Ulm	1957-61	86	351-187	889	10.3
7. Sam Peshut	1963-66	72	327-212	866	12.1
8. Tom Blase	1970-73	73	321-116	758	10.4
9. Terry Norris	1957-61	71	280-170	730	10.3
10. Ron Weilert	1968-71	63	256-214	726	11.5
11. Bert Spear	1967-70	72	304-115	723	10.0
12. Ed Sullivan	1963-66	71	270-159	699	9.8
13. Mark Bean	1967-70	69	266-143	675	9.8
14. Bob Williams	1956-59	64	250-155	655	10.4
15. Rich Nickelson	1971-73	48	269-115	653	13.6
16. Butch Viccellio	1959-62	68	228-182	638	9.3
17. Bob Schaumberg	1959-62	69	236-160	632	9.2
18. Bill Purcell	1969-71	50	190-196	576	11.5
19. Jim Cooper	1967-70	70	205-125	532	7.5
20. Dave Kapaska	1969-72	64	192-144	528	8.3
21. Roger Zoeller	1960-63	67	167-120	454	6.8
22. Gregg Popovich	1968-70	43	170-104	444	10.3
23. Parke Hinman	1961-63	45	160-100	420	9.3
24. Mike Klindt	1966-69	49	152-100	404	8.2
25. Mike Thiessen	1966-69	48	155- 83	394	8.2

BIGGEST VICTORY MARGINS

MARGIN	SCORE	OPPONENT	DATE
53	115-62	Arizona	2/28/59
51	104-53	Colorado College	2/ 6/57
49	109-60	New Mexico State	2/ 5/66
49	90-41	Omaha	1/ 7/60
48	79-31	South Dakota	12/ 5/62

BIGGEST LOSS MARGINS

MARGIN	SCORE	OPPONENT	DATE
51	108-57	Utah	12/23/65
35	88-53	Notre Dame	1/13/69
34	85-51	Colorado State	2/23/63
34	109-75	Colorado State	12/11/71
33	110-77	Brigham Young	1/29/65

MOST COMBINED POINTS

TOTAL		DATE
197	AFA (83) vs. Wyoming (114)	3/ 2/68
192	AFA (97) vs. Northern Michigan (95)	2/26/66
190	AFA (81) vs. Tulane (109)	2/10/68
188	AFA (82) vs. Houston (106)	2/17/68
188	AFA (104) vs. Regis (84)	12/ 1/71

FEWEST COMBINED POINTS

TOTAL		DATE
73	AFA (36) vs. North Texas State (37)	1/12/63
79	AFA (39) vs. Oklahoma (40)	1/31/59
82	AFA (39) vs. Nebraska (43)	12/ 8/62
89	AFA (53) vs. New Mexico State (36)	1/15/64
90	AFA (51) vs. Wyoming (39)	1/17/62

ALL-TIME GAME RESULTS

AF		OPP		AF		OPP
72	Westminster (Utah)*	64		79	Adams State*	68
72	Colorado College	91		74	Omaha**	46
80	Chadron (Neb)*	54		104	Colorado College**	53
86	Colorado Mines (OT)**	83	56-57	102	Eastern New Mexico	69
66	Kearney State (Neb)*	69	Won	62	New Mexico Highlands*	169
41	Western State**	57	11	83	Northern Colorado (OT)	95
82	Kansas Wesleyan*	43	Lost	49	Creighton	76
54	Washington (Mo.)	62	10	63	Kansas City U.	54
69	St. Michael's (Vt.)	85		45	Regis College**	61
66	Colorado State**	62		82	Royal Roads (Canada)	36
66	Northern Colorado**	88				

68	Westminster (Utah)*	42		78	Wyoming	73
68	New Mexico	50		63	Creighton*	52
76	Kansas City U.*	66		59	Northern Colorado	58
59	Colorado State	70	57-58	76	Northern Colorado*	66
54	Colorado State**	50	Won	70	Notre Dame	98
69	Drake*	74	17	76	Colorado Mines*	47
78	Colorado Mines	60	Lost	56	Omaha	45
72	Colorado College	63	6	76	New Mexico Highlands*	51
64	Adams State*	62		50	Colorado	54
50	Loyola (Ill.)**	71		61	Colorado College*	54
55	Eastern New Mexico*	54		66	Regis College	80
83	Washington (Mo.)**	41				

79	Westminster (Utah)*	47		68	Wyoming***	63
56	Drake	71		65	Denver	84
73	Colorado Mines*	60		39	Oklahoma	40
44	Colorado**	52	58-59	79	Panhandle (Oklahoma)*	56
57	Colorado State	67	Won	75	South Dakota***	57
47	Oregon State	49	14	87	New Mexico Highlands*	68
50	Wyoming	55	Lost	79	Regis (OT)	76
63	Valparaiso**	49	9	87	Creighton*	62
46	Marquette	67		60	Washington (Mo.)	42
68	Loyola (Ill.)	64		87	Omaha	66
66	Western State*	31		115	Arizona***	62
61	Montana State***	63				

49	Creighton	56		70	New Mexico	66
54	Nebraska	68		75	UCLA*	76
53	Denver*	56	59-60	59	Wyoming (OT)*	54
52	Notre Dame*	67	Won	70	Marquette (OT)*	68
36	Oklahoma State*	62	12	84	Colorado Mines	54
90	Omaha*	41	Lost	68	South Dakota	67
63	Loyola (Ill.)*	50	10	66	Arizona	73
66	Western State	59		71	Arizona State	78
61	Montana State	67		71	Eastern New Mexico*	47
90	New Mexico Highlands*	68		65	Regis*	58
57	Wyoming	53		63	DePaul	69

* Home Game

** Games Played in Denver

*** Games Played at Colorado College

ALL-TIME GAME RESULTS

AF		OPP		AF		OPP
85	New Mexico*	73		70	Wyoming	59
87	Wisconsin	80		51	Southern California	74
46	Colorado State	63		78	UCLA	89
81	Denver*	68		52	Kansas	78
75	Arizona*	67	60-61	90	Western State*	71
69	Texas Tech	81	Won	52	Oklahoma State	46
51	Texas A&M	62	12	77	Colorado College*	72
64	Hardin Simmons	75	Lost	53	Marquette*	72
70	Washington(Mo.)	65	12	75	Valparaiso	66
61	Centenary*	59		63	Loyola (Ill.)	92
65	Montana State*	51		67	Regis	64
60	Wyoming*	61		66	Arizona State*	69

50	Washington (Seattle)	60		76	Kansas*	72
81	Hardin Simmons*	76		62	New Mexico	56
58	Nebraska*	49		61	Regis*	45
74	N. Texas State*	66	61-62	75	Colorado College*	44
68	Brigham Young	66	Won	60	Creighton*	61
75	Western State*	53	16	74	Valparaiso*	59
36	Marquette	60	Lost	70	Arizona	63
51	Wyoming*	39	7	69	Arizona State	93
66	Wyoming (OT)	67		84	South Dakota*	57
58	Denver	56		69	Montana State	83
58	Colorado State*	57		66	Texas Tech**	68
72	DePauw	56				

64	Wisconsin*	72		45	Wichita	77
79	South Dakota*	31		68	Wyoming	70
39	Nebraska	43	62-63	41	Colorado State*	59
58	Hardin Simmons*	37	Won	66	Utah State*	65
57	Arizona*	46	10	65	Colorado College*	41
53	Furman	62	Lost	64	Denver (2 OT)*	61
48	Georgia Tech	61	12	51	Colorado State	85
78	Wyoming*	65		59	Regis	58
42	Kansas State	58		45	Texas El Paso	62
36	N. Texas State	37		70	Marquette	63
86	Montana*	62		58	Denver	71

64	Missouri	65		48	Colorado State	46
82	Western State*	68		54	Drake	56
61	Colorado*	70	63-64	59	Wyoming (OT)*	62
85	South Dakota*	53	Won	69	Regis	70
65	Brigham Young	61	11	95	St. Michael's*	56
78	Florida State	53	Lost	78	Marquette	62
65	Florida	74	12	51	Denver*	44
68	Houston	64		66	Colorado State*	69
70	North Dakota*	61		75	Wyoming	99
53	Utah State	83		59	Denver	71
61	Montana	56		59	Oregon*	62
53	New Mexico State*	36				

* Home Games
 ** NCAA Playoff

ALL-TIME GAME RESULTS

AF		OPP		AF		OPP	
65	Carroll*	53		77	Brigham Young*	110	
66	Colorado State**	68		62	Wyoming*	75	
59	Colorado**	67		55	California Western*	53	
82	Missouri*	72	64-65 Won 9 Lost 14	75	Marquette*	73	
67	Iowa State*	63		57	Portland	73	
67	Arkansas State	73		79	Regis	56	
69	Creighton	80		47	Valparaiso*	52	
54	North Dakota	61		62	Colorado State	72	
60	Denver*	62		71	Wyoming	74	
57	Texas El Paso	60		60	Denver	64	
77	New Mexico State	59		71	Colorado State*	67	
86	Oklahoma City*	74					
<hr/>							
55	Iowa State	59		71	Oklahoma City	76	
66	Wyoming	74		93	Western State	56	
73	Denver	90		97	Northern Michigan	95	
68	Loyola (New Orleans)*	55	65-66 Won 14 Lost 12	84	Abilene Christian*	66	
58	Kentucky	78		101	Montana State*	84	
70	California	75		81	Denver	86	
57	Utah	108		84	Regis*	68	
42	Oregon State	53		72	Colorado State*	79	
74	Michigan	83		109	New Mexico State*	60	
69	Oregon	57		83	Marquette (OT)	79	
77	Santa Barbara	72		98	Valparaiso*	69	
68	Notre Dame**	57		74	Wyoming*	88	
89	Arizona State*	78		87	Creighton*	77	
<hr/>							
65	Xavier (Ohio)*	69		62	Colorado State	81	
86	Eastern Montana*	59		70	Wyoming	66	
97	Regis	83		55	California	59	
62	Colorado	72	66-67 Won 6 Lost 18	65	Stanford	80	
64	DePauw	54		61	Wyoming*	60	
51	South Carolina	69		64	New Mexico (OT)*	73	
52	Pittsburgh	53		73	Denver	75	
56	Notre Dame	68		56	Utah	68	
66	Valparaiso	68		65	Tulane*	75	
77	Creighton	85		65	Marquette*	72	
99	Regis*	53		60	Colorado State*	62	
80	Denver	100		80	Houston*	90	
<hr/>							
70	Colorado**	79		91	Wyoming (OT)*	95	
93	Regis*	63		81	California	79	
52	Duquesne	64		55	Stanford*	53	
71	Massachusetts	62	67-68 Won 9 Lost 15	69	Loyola (New Orleans)	86	
61	Marquette	87		81	Tulane	109	
60	New Mexico	88		71	Denver	86	
45	Notre Dame**	58		82	Houston	106	
109	Doane*	69		89	Regis	73	
98	Navy	88		94	Denver*	89	
68	Arizona	75		64	Colorado State*	75	
69	Arizona State	80		62	Colorado State	83	
75	Washburn*	60		83	Wyoming	114	

* Home Game
 ** Played in Denver

ALL-TIME GAME RESULTS

AF	OPP	AF	OPP		
78	Colorado*	83	Denver*	80	
91	Valparaiso*	74	Regis	58	
89	Abilene Christian*	67	69	Xavier (Ohio)	93
76	Arkansas St.*	58	68	Wyoming*	74
65	Stanford*	64	79	Tulane	90
85	Virginia	90	67	Georgia Tech	88
85	Cornell	70	65	Oklahoma City*	71
71	Wm & Mary	74	60	Wyoming	78
78	Denver	71	71	No. Michigan	69
73	Navy*	47	63	New Mexico State*	74
53	Notre Dame	88	57	Marquette*	69
65	Colorado State	83	88	Regis*	77

68-69
Won
11
Lost
13

58	Colorado	81	46	Denver	68
85	Arizona State*	68	48	Georgia Tech*	51
81	Valparaiso*	65	88	Regis	83
67	Wyoming*	70	61	New Mexico*	64
62	Colorado State*	71	74	Marquette	79
74	Concordia	59	81	New Mexico State	99
81	Xavier (Ohio)*	80	80	Adams State*	76
93	Doane*	67	84	Denver*	85
87	Southern Colorado*	80	78	Utah State	80
92	Western State*	64	105	Regis*	78
56	California	55	101	Tulane*	85
69	Stanford	90	73	Wyoming	77

69-70
Won
12
Lost
12

66	Colorado	84	96	Washington (Mo.)*	57
63	Colorado State*	79	76	Utah State*	72
91	Valparaiso*	80	76	Abilene Christian	86
89	DePaul*	65	53	Georgia Tech	83
67	Rice*	74	81	Portland*	62
71	Rochester	81	52	Denver	58
67	California	94	77	Southern Colorado*	63
65	Xavier (Ohio)	80	68	Regis	54
71	Notre Dame*	75	62	Marquette*	77
66	New Mexico	73	75	Western State*	73
59	Denver*	65	74	Regis*	70
83	Kearney State (Neb.)*	73	71	Oklahoma City	74
70	Trinity (Tex.)*	65	81	Wyoming	71

70-71
Won
12
Lost
14

104	Regis*	84	63	Montana	70
78	Colorado*	77	73	Rockhurst*	75
67	San Jose State*	74	66	Stanford	92
87	Concordia (Minn.)*	73	52	Denver	54
75	Colorado State	109	75	Georgia Tech*	53
60	The Citadel	61	54	Southern Colorado	52
62	Xavier (Ohio)	58	56	Marquette	79
70	Central Michigan*	61	64	Regis	84
60	Valparaiso	68	65	Portland*	53
84	Southern Colorado*	76	87	Western State	59
53	Navy	55	59	Denver*	54
70	Abilene Christian*	76	61	Wyoming*	68
			64	Tulane	56

71-72
Won
12
Lost
13

* Home Game

ALL-TIME GAME RESULTS

AF	OPP	AF	OPP
52	Colorado	79	DePauw
81	Tulane*	74	Southern Colorado*
46	West Virginia	84	Oklahoma City*
53	Nebraska	56	Denver
78	Colorado State*	72	Corpus Christi*
64	Seton Hall	43	Southern Colorado
65	Boston U.	56	Creighton*
49	Abilene Christian*	66	Regis
69	Texas Tech*	58	Utah State*
69	Montana*	56	Xavier (Ohio)*
66	Navy*	57	Wyoming
56	Butler	64	Denver*

**72-73
Won
14
Lost
10**

* Home Game

ALL-TIME SCORES WITH 1973-74 OPPONENTS

ABILENE CHRISTIAN		2-16-62*	60-61 --
1-26-66*	84-66	1- 2-65	69-80 --
12- 7-68*	89-67	2-25-66*	87-77
2- 1-71	76-86 --	1-16-67	77-85 --
1-19-72	70-76 --	2-10-73*	56-59 --
1- 4-73*	49-44	AFA Won 3, Lost 6	
AFA Won 3, Lost 2		DENVER	
COLORADO		1-28-59	65-84 --
2-22-58	50-54 --	12- 9-59*	53-56 --
12-13-58**	44-52 --	12-10-60*	81-68
12- 7-63*	61-70 --	1-24-62	58-56
12- 5-64**	59-67 --	1-23-63	58-71 --
12-10-66	62-72 --	2-22-63*	64-61 2OT
12- 2-67**	70-79 --	2-21-64*	51-44
11-30-68*	78-83 --	3- 4-64	59-71 --
12- 1-69	58-81 --	1- 9-65*	60-62 --
12- 2-70	66-84 --	3- 3-65	60-64 --
12- 4-71*	78-77	12- 4-65	73-90 --
12- 2-72	52-60 --	3- 2-66	81-86 --
AFA Won 1, Lost 10		1-21-67*	80-100 --
COLORADO STATE		2-15-67	73-75 --
1-19-57**	70-62	2-14-68	71-86 --
12-13-57	59-70 --	2-23-68*	94-89
12-14-57**	54-50	1- 8-69	78-71
12-17-58	57-67 --	1-18-69*	83-80
12- 9-60	46-63 --	1-28-70	46-68 --
1-27-62*	58-57	2-21-70*	84-85 --
2- 8-63*	41-59 --	1-16-71*	59-65 --
2-23-63	51-85 --	2-10-71	52-58 --
1-18-64	48-46	2- 2-72	52-44 --
2-22-64*	66-69 --	2-26-72*	59-54
12- 4-64	66-68 --	1-31-73	56-63 --
2-26-65*	62-72 --	3- 3-73*	64-57
3- 6-65*	71-67	AFA Won 9, Lost 17	
3- 5-66*	72-79 --	DEPAUW	
1-27-67	62-81 --	1-31-62	72-56
3- 3-67*	60-62 --	12-12-66	64-54
2-24-68*	64-75 --	12- 9-70*	89-65
3- 1-68	62-83 --	1-20-73	79-71
1-16-69	65-83 --	AFA Won 4, Lost 0	
1- 3-70*	62-71 --	MERCHANT MARINE	
12- 5-70*	63-79 --	No Previous Meeting	
12-11-71	75-109 --	NAVY	
12-12-72*	78-57	1-13-68	98-88
AFA Won 6, Lost 17		1-11-69*	73-47
CREIGHTON		1-15-72	53-55 --
2-22-57	49-75 --	1-13-73*	66-55
1-29-58*	63-52	AFA Won 3, Lost 1	
2-18-59*	87-62		
12- 4-59	49-56 --		

* Home Games

** Played in Denver

ALL-TIME SCORES WITH 1972-73 OPPONENTS

NORTHERN COLORADO

1-26-57**	66-88 --
2-16-57	83-95 OT --
2- 1-58	59-58
2- 5-58*	76-66

AFA Won 2, Lost 2

OKLAHOMA

1-31-59	39-40 --
---------	----------

AFA Won 0, Lost 1

OKLAHOMA CITY

1-23-65*	86-74
1-15-66	71-76 --
2-15-69*	65-71 --
2-27-71	71-74 --
1-26-73*	84-85 -- 2OT

AFA Won 1, Lost 4

OREGON

3- 6-64*	59-62 --
12-29-65	69-57

AFA Won 1, Lost 1

PAN AMERICAN

No Previous Meeting

REDLANDS

No Previous Meeting

SAN DIEGO STATE

No Previous Meeting

SOUTHERN COLORADO

1-12-70*	87-80
2-13-71*	77-63
1-12-72*	84-76
2- 8-72	54-52
1-24-73*	74-58
2- 6-73	43-48 --

AFA Won 5, Lost 1

STANFORD

2- 4-67	65-80 --
2- 3-68*	55-53
12-14-68*	65-64
1-24-70	69-90 --
1-29-72	66-92

AFA Won 2, Lost 3

TEXAS TECH

12-29-60	69-81 --
3-12-62	66-68 --
1- 6-73*	69-66 OT

AFA Won 1, Lost 2

UTAH STATE

2-15-63*	66-65
1-10-64	53-83 --
2-21-70	78-80 --
1-30-71*	76-72
2-17-73*	58-84 --

AFA Won 2, Lost 3

VALPARAISO

1- 3-59**	63-49
2-23-61	75-66
2-21-62*	74-59
2-20-65*	47-52 --
2-16-66*	98-69
1- 9-67	66-68 --
12- 2-68*	91-74
12- 8-69*	81-65
12- 7-71*	91-80
1- 8-72	60-68 --

AFA Won 7, Lost 3

WESTERN STATE

1- 5-57**	41-57 --
1-14-59*	66-31
1-13-60	66-59
2- 8-61*	90-71
1-10-62	75-53
12- 4-63*	82-68
1-19-66	93-56
1-19-70*	92-64
2-22-71*	75-73
2-21-72	87-59

AFA Won 9, Lost 1

WISCONSIN-MILWAUKEE

No Previous Meeting

WYOMING

1-25-58	78-73
12-29-58	50-55 --
1-24-59**	68-63
1-23-60	57-53
2- 3-60*	59-54 OT
1-18-61*	60-61 --
1-21-61	70-59
1-17-62*	51-39
1-20-62	66-67 OT --
1- 5-63*	78-65
2- 2-63	68-70 --
2- 1-64*	59-62 OT --
2-29-64	75-99 --
1-30-65*	62-75 --
2-27-65	71-74 --
12- 3-65	66-74 --
2-19-66*	74-88 --
1-28-67	70-66
2-10-67*	61-60
1-27-68*	91-95 OT --
3- 2-68	83-114 --
2- 1-69*	68-74 --
2-17-69	60-78 --
12-13-69*	67-70 --
3- 2-70	73-77 --
3- 3-71	81-71
3- 1-72*	61-68 --
2-28-73	57-45

AFA Won 11, Lost 17

XAVIER

12- 2-66*	65-69 --
1-25-69	69-93 --
1-10-70*	81-80
1- 2-71	65-80 --
12-30-71	62-58
2-24-73*	56-46

AFA Won 3, Lost 3

* Home Game

** Played in Denver

*** Games Played at Colorado College

AIR FORCE BASKETBALL LETTERMEN 1956 - 1973

ANDRADE, Martin, 1965-66
BATES, Rodney, 1971
BEAN, Richard Mark, 1968-69-70
BEBOUT, Eli, 1966
BECKEL, Bob, 1957-58-59
(Capt. 1957-58-59)
BLAKE, Robert, 1957-58-59
BLASE, Thomas, 1971-72-73 (Capt. 1973)
BROWN, Charles, 1970-71
BUDINGER, Fred, 1965-66-67 (Capt. 1967)
BURSHNICK, Anthony, 1959
CASON, Wilbert, 1973
CHINN, Glen, 1972
COOPER, James, 1968-69-70
DEEP, Ronald, 1958-59-60
DIFFENDORFER, James, 1961-62-63
(Capt. 1963)
DOWLING, Emmett, 1965-66-67
EDGERLY, Walter, 1965-66-67
EKEN, James, 1973
ENGBRETSON, Mark, 1972-73
ESTES, Howell, 1965 (Capt. 1965)
ETNYRE, Scott, 1964
GAST, Stephen, 1971-72-73
GRAF, William, 1967
GRAVES, Jeffrey, 1973
GULASEY, Steven, 1971-72
HALL, Truman, 1972
HALVONIK, Peter, 1968-69
HEAD, Roger, 1962-63-64
HINMAN, Ellwood Parke, 1962-63
HOLLAND, Charles, 1968 (Capt. 1968)
HUGDAHL, Peter, 1965-66
HUNN, David, 1968
JUDD, John, 1962
KAPASKA, David, 1971-72 (Capt. 1972)
KELLEY, Michael, 1968-69
KLINDT, Michael, 1968-69
(Co-Capt. 1969)
KNIPP, William, 1960-61-62 (Capt. 1962)
KRAFT, Daniel, 1973
KREIMBORG, Joseph, 1970
LACEY, Keith, 1963-64
LONG, Anthony, 1958-59-60
LUNDQUIST, Raymond, 1961
MARKHAM, Thomas, 1966
MITCHELL, Orderia, 1972
NICKELSON, Richard, 1972-73
NORRIS, Terry, 1959-60-61 (Capt. 1961)
OLIN, Jerome, 1972
OLIVE, John, 1965-66-67
PARSONS, Cliff, 1967-68-69
PAVICH, Michael, 1963-64
PERRY, Gilbert, 1972
PESHUT, Samuel, 1964-65-66 (Capt. 1966)
PFLUEGER, Daniel, 1972
POPOVICH, Gregg, 1969-70 (Capt. 1970)
PORTER, Richard, 1963-64 (Capt. 1964)
PURCELL, William, 1970-71 (Co-Capt. 1971)
SAMS, David, 1973
SCHAUMBERG, Robert, 1960-61-62
SCHNEIDER, Greg, 1973
SEVIER, Michael, 1973
SILLS, James, 1973
SPEAR, Thomas, 1968-69-70
STOVER, John, 1960-61
SULLIVAN, Edwin, 1964-65-66
THIESSEN, Michael, 1968-69
(Co-Capt. 1969)
THOMAS, Jeffrey, 1973
THOMSON, Laurence, 1957-58
ULM, James, 1959-60-61
VICCELLIO, Henry, 1960-61-62
WEILERT, Ronald, 1970-71 (Co-Capt. 1971)
WILLIAMS, Robert, 1957-58-59
WISEBURN, Lawrence, 1968
WOLFSWINKEL, Donald, 1958-59-60
(Capt. 1960)
YANKEE, Jerald, 1964
ZOELLER, Roger, 1961-62-63



THE AIR FORCE ACADEMY . . .

- is located 10 miles north of Colorado Springs (metropolitan population 270,000) at the base of the Rampart Range of the Rocky Mountains.
- has one of the nation's largest college campuses with 18,000 acres. In addition to the main cadet academic area, the Academy has two housing areas with more than 1400 homes for support personnel, a high school, two elementary schools, a shopping center, hospital, the Academy Preparatory School, a vehicle service and supply area, a golf course and a 3500-foot landing strip that serves the light plane, sailplane and parachuting activities of the cadet airmanship program.
- was authorized by Congress April 1, 1954, and the first class entered July, 1955, at temporary facilities at Lowry AFB, Denver. The Cadet Wing moved into its permanent facilities near Colorado Springs in August, 1958, and the first class graduated in June, 1959.
- draws more than 1 ½ million tourists each year, making it one of Colorado's top tourist attractions. The Academy's biggest attraction is its 17-spire, all-faith chapel which is 150-foot high and is divided into sections for Protestant, Catholic, Jewish and other faiths. Graduation week, known as June Week, also is a big attraction.
- has more than 100 miles of paved roads. Mule deer, wildcats, coyote, porcupines, weasels, squirrels, jack rabbits and cottontails, bear, raccoon and elk can be found on the Academy site.
- is one of the nation's highest campuses. The altitude varies from 6,340 to 8,040 feet. The academic area, which is 7,200 feet above sea level, is remarkably appropriate as the location to educate future leaders for space technology and exploration.
- has a Cadet Wing of approximately 4,200 cadets and 40 squadrons with an authorized strength of 4,417. The cadets are housed in two dorms, one of which is Vandenberg Hall, the largest building at the Academy.
- offers a commission as a second lieutenant in the U.S. Air Force and bachelor of science degree to its graduates. The balanced program of instruction requires a cadet to take 145 ½ semester hours of academics, 27 semester hours of military training and 14 ½ semester hours of physical education. Upon graduation, cadets have a military commitment of five years.
- has a teaching faculty that consists entirely of military officers, all volunteers, who have established outstanding records of performance and career dedication. Faculty members are required to earn master's degrees in their fields and many obtain doctorates.
- conducts a pilot orientation and navigation training program.